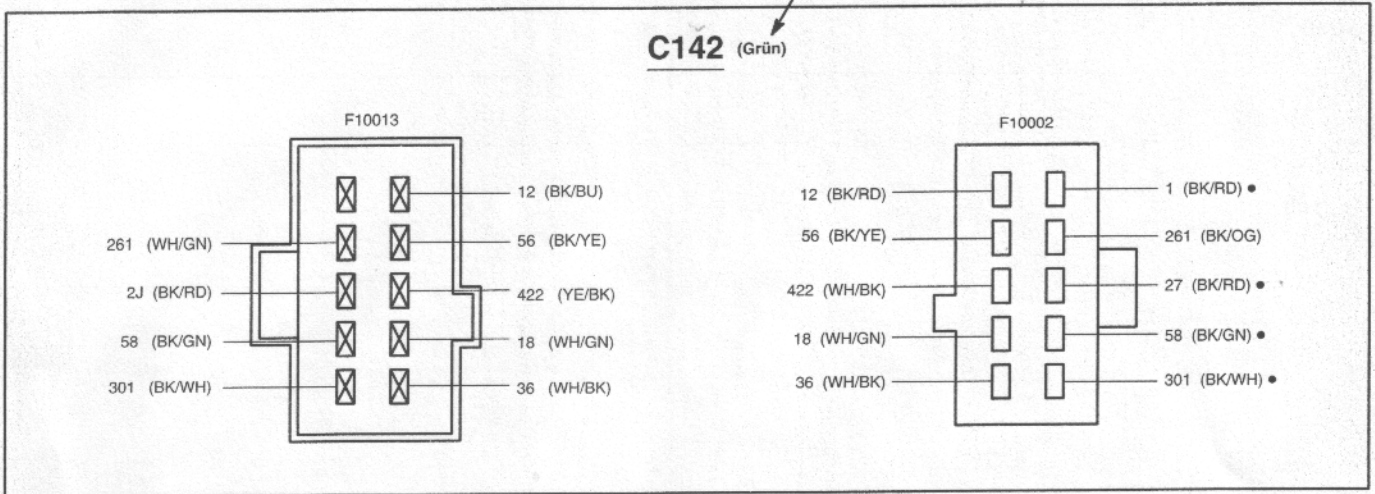



Beachte:

Steckerfarben sind folgendermaßen gekennzeichnet:

Falls beide Steckverbinder gleichfarbig sind



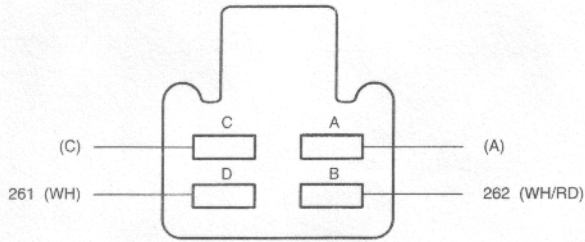
Falls Stecker und Buchse verschiedenfarbig sind



Steckeransichten

C100

F04060

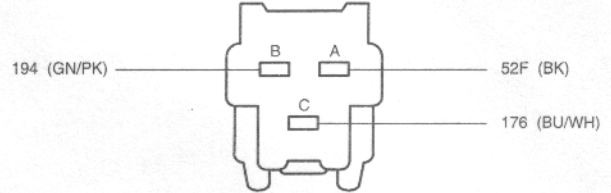


- (A) 6A (RD/YE)
1J (BK/BU)
(C) 6 (RD/YE)
1C (BK/BU)

K53
Scheinwerferrelais

C108

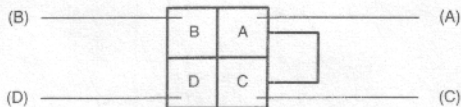
F03066



M59
Lüftermotor-Kon-
densator

C102

F04046

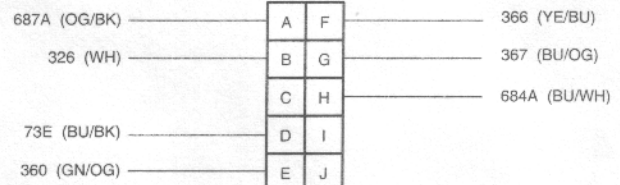


- (A) 270A (RD/WH)
270F (RD/WH)
(B) 50V (BK)
52S (BK)

- (C) 278 (GN)
1L (BK/BU)
(D) 220 (PK/BU)
278 (GN)

K62
Zusätzliches Fern-
lichtrelais

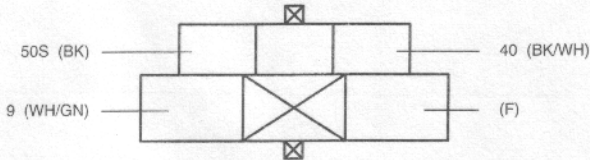
C110



A27
Geschwindigkeitsre-
gelmodul

C104

F06069

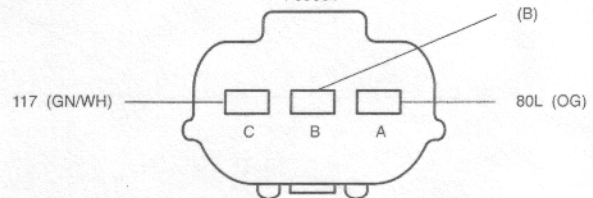


K51
Leistungsrelais Mo-
torsteuergerät

- (F) 702 (RD/BK) +
701 (WH/RD)

C111

F03064

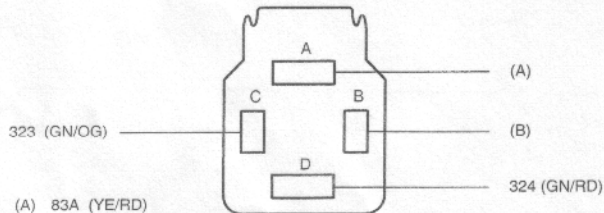


E55
Kombileuchte vorn
rechts

- (B) 50B (BK)
52A (BK)

C105

F04061

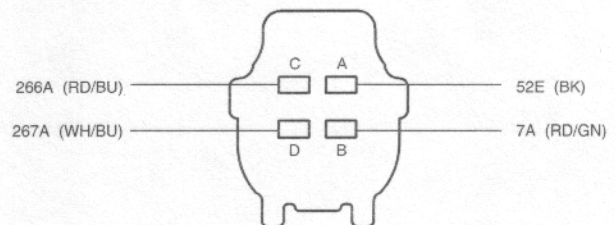


K33
Signalhornrelais

- (A) 83A (YE/RD)
+ 83B (YE/RD)
83A (YE/RD)
90 (YE)
(B) 83B (YE/RD)
90A (YE)

C112

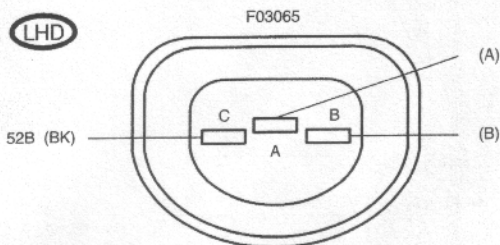
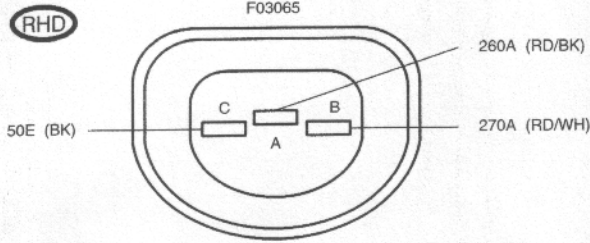
F04062



M55
Klappscheinwerfer-
motor rechts

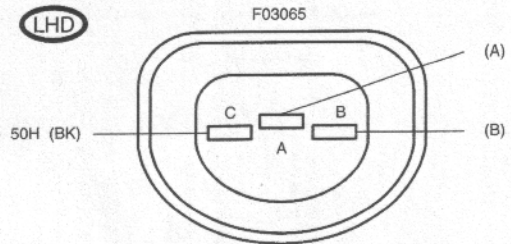
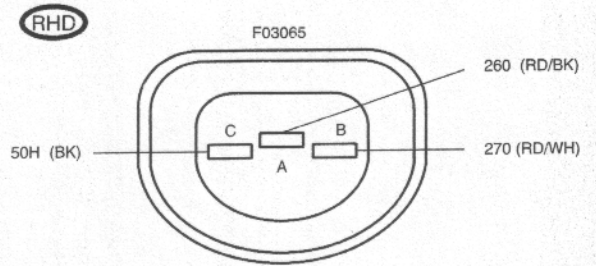
• = wahlweise

C113



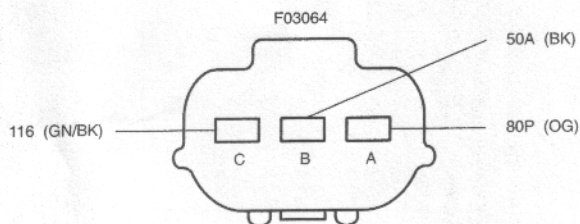
- | | | |
|------------------|-------------------------------------|---------------------------|
| (A) 260A (RD/BK) | <input checked="" type="checkbox"/> | E7
Scheinwerfer rechts |
| 275 (PK) | <input type="checkbox"/> | |
| (B) 270A (RD/WH) | <input checked="" type="checkbox"/> | |
| 273 (RD/BK) | <input type="checkbox"/> | |

C117



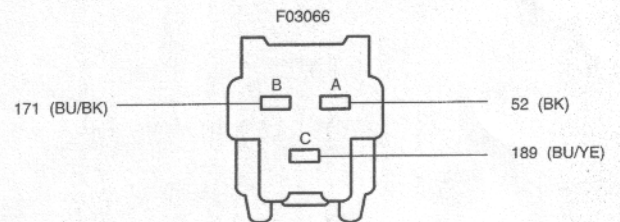
- | | | |
|-----------------|-------------------------------------|--------------------------|
| (A) 260 (RD/BK) | <input checked="" type="checkbox"/> | E1
Scheinwerfer links |
| 274 (BU/BK) | <input type="checkbox"/> | |
| (B) 270 (RD/WH) | <input checked="" type="checkbox"/> | |
| 272 (RD) | <input type="checkbox"/> | |

C115



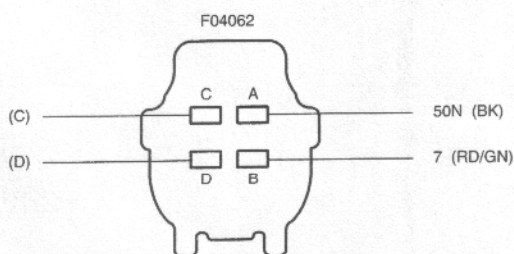
E56
Kombileuchte vom
links

C118



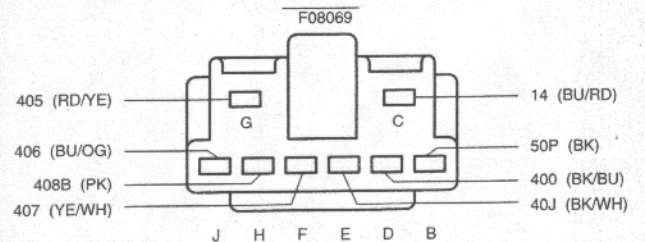
M37
Lüftermotor

C116



- | | |
|-----------------|--|
| (C) 266 (RD) | M54
Klappscheinwerfer-
motor links |
| 266 (RD/BU) | |
| (D) 267 (OG/BK) | |
| 267 (WH/BU) | |

C122

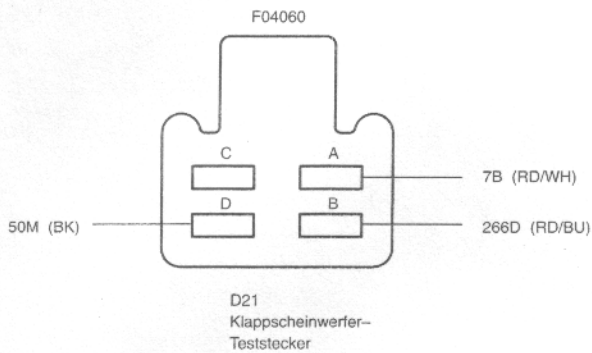


K18
ABS-Hauptrolais

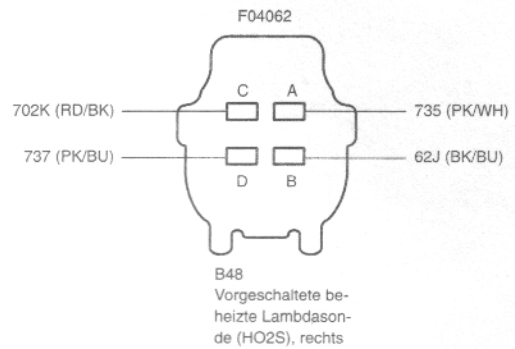
• = wahlweise

Steckeransichten

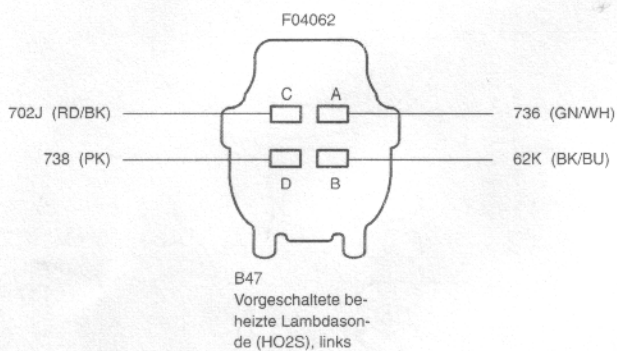
C123



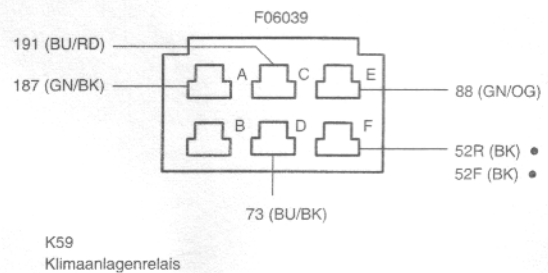
C130



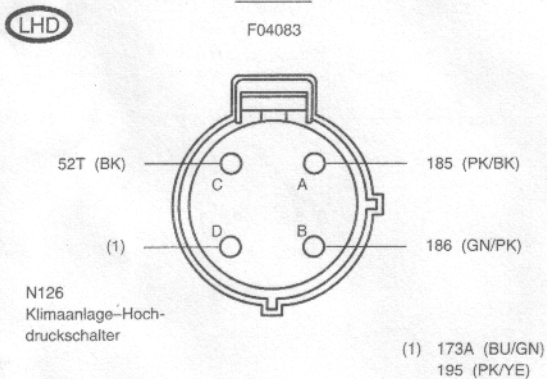
C127



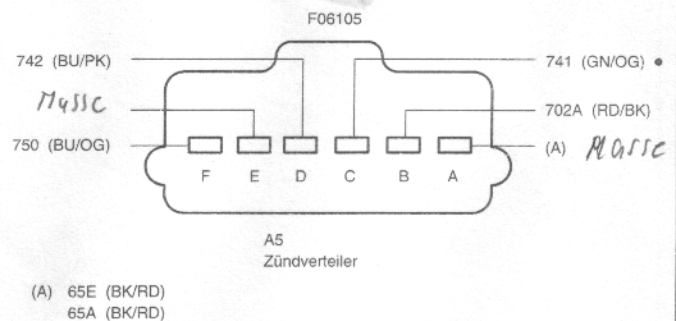
C132



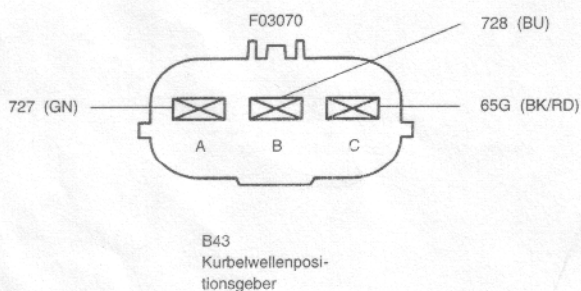
C128



C134

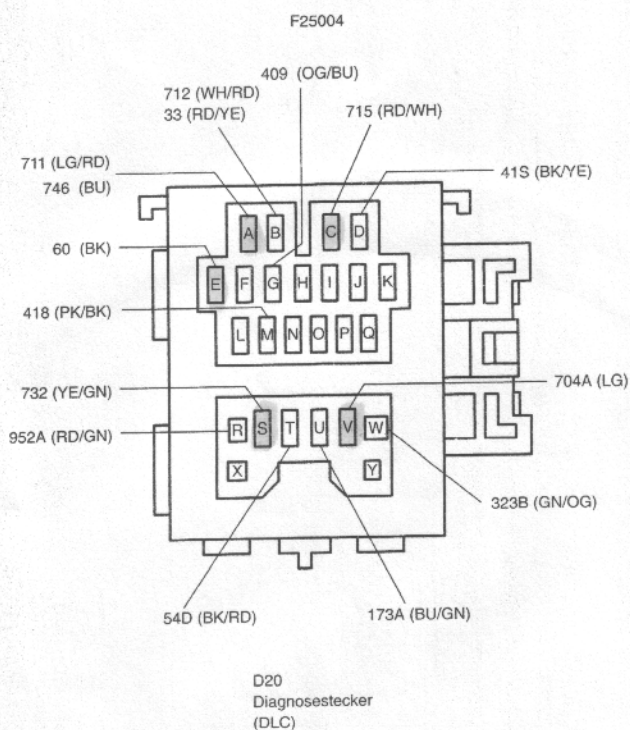


C129

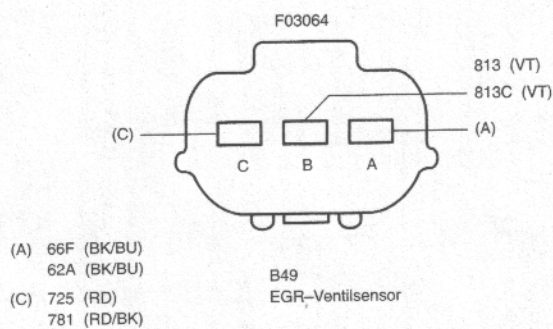


• = wahlweise

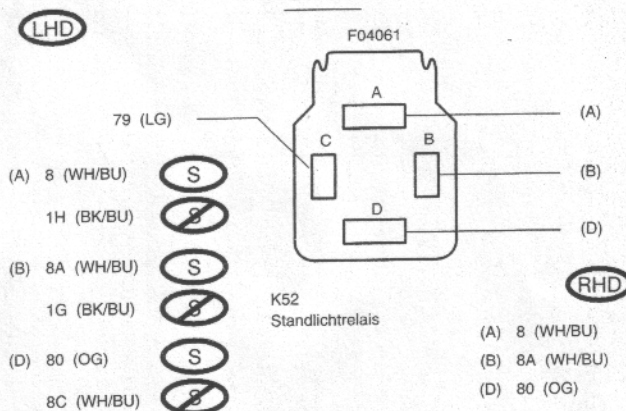
C135



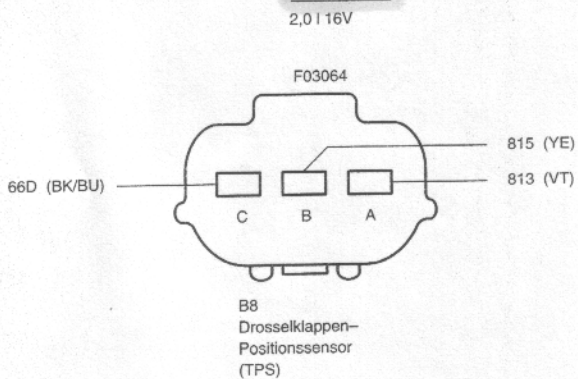
C139



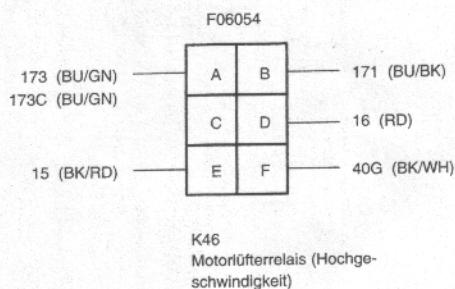
C141



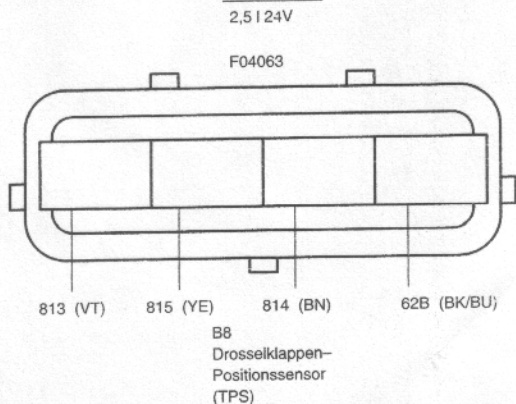
C136A



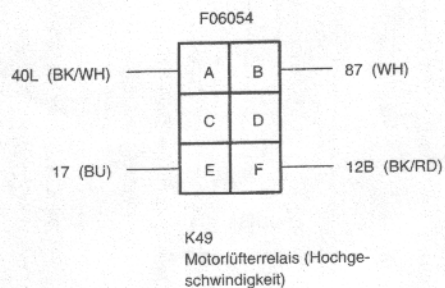
C144



C136B



C145



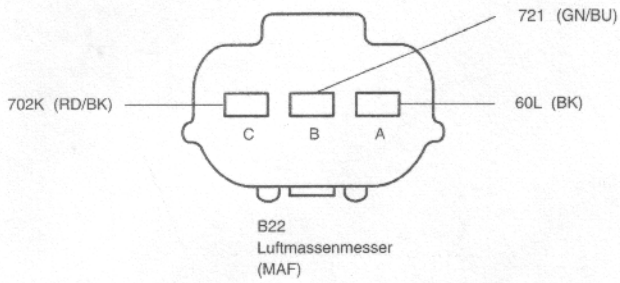
• = wahlweise

Steckeransichten

C150A

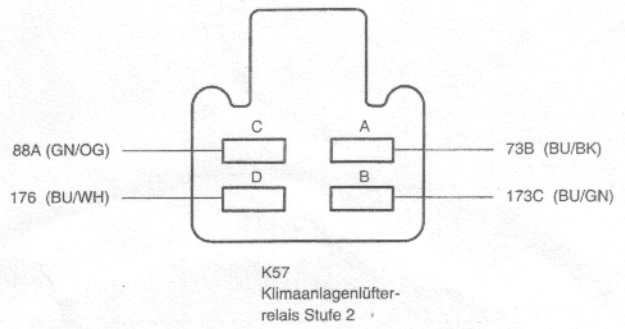
2,0 | 16V

F03064



C164

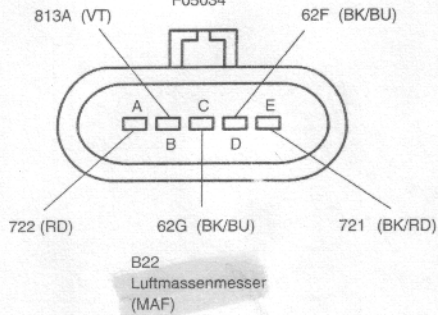
F04060



C150B

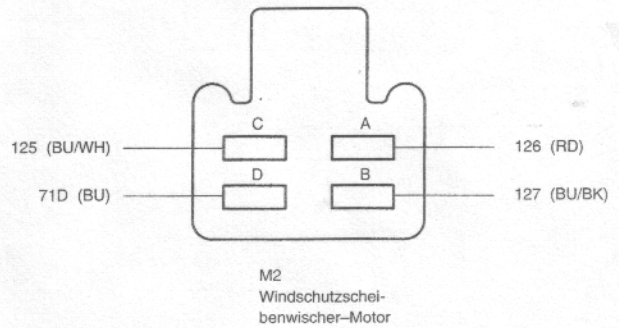
2,5 | 24V

F05034



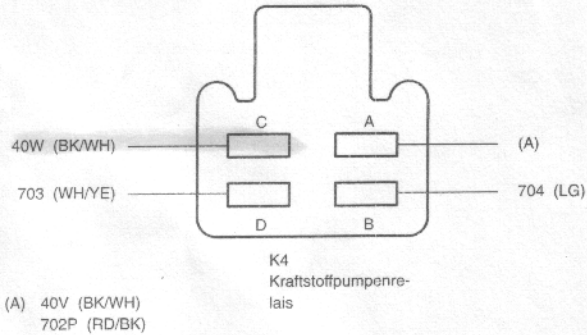
C165

F04060



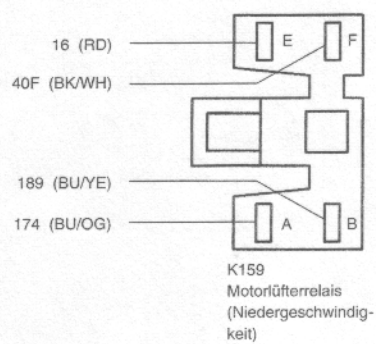
C152

F04060



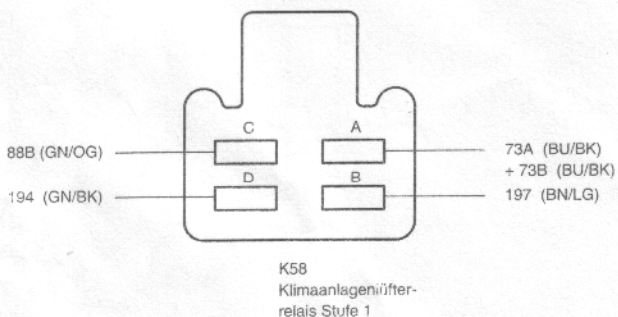
C167

F04102



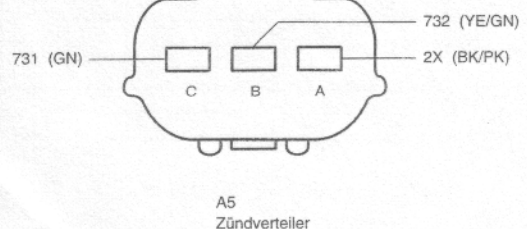
C163

F04060



C170

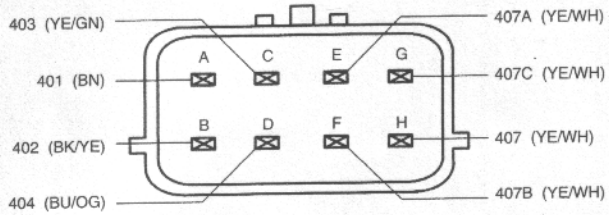
F03064



• = wahlweise

C174

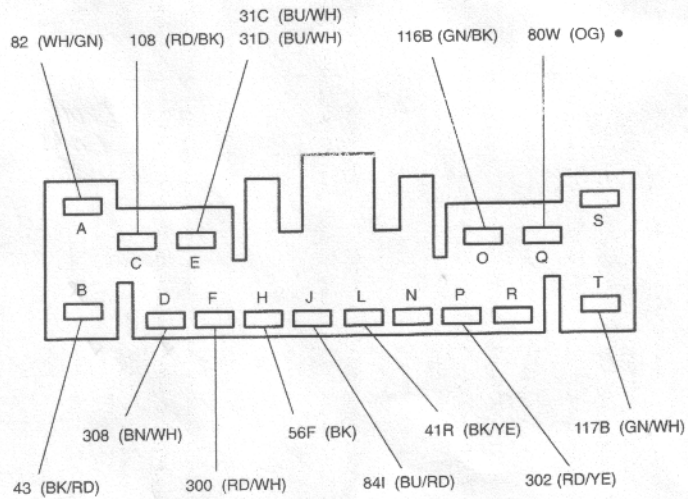
F08072



A8
ABS-Hydraulikeinheit

C201

F16011

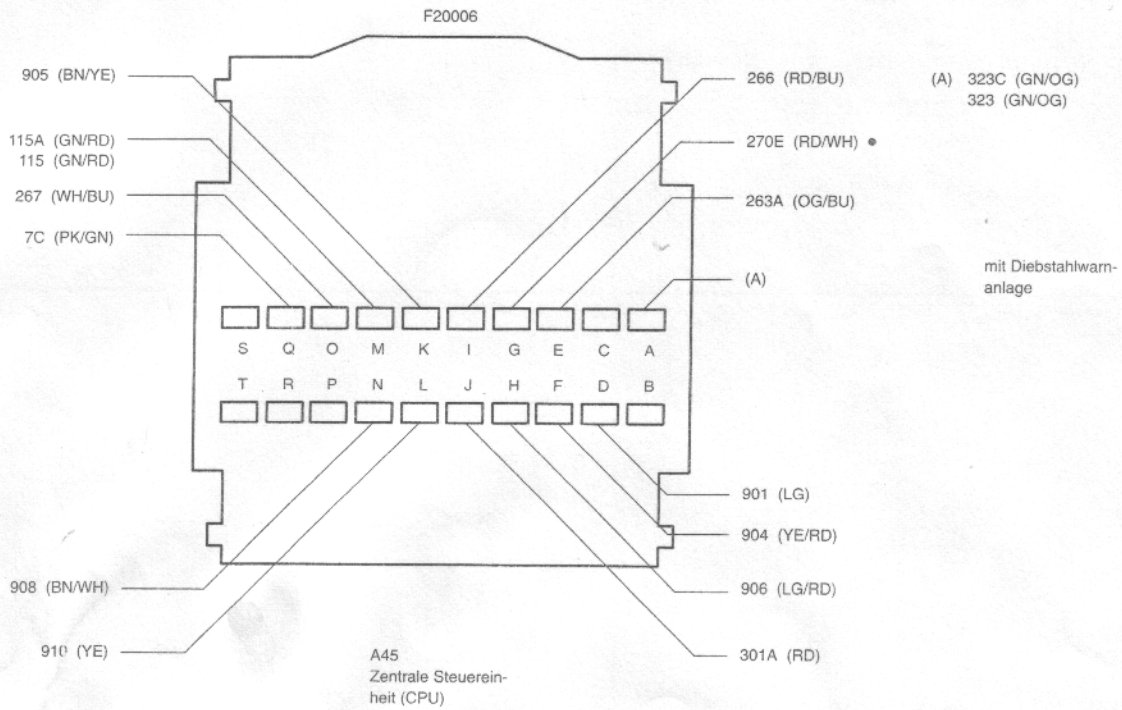


P91
Zentral-Elektrik-Box (CJB)

• = wahlweise

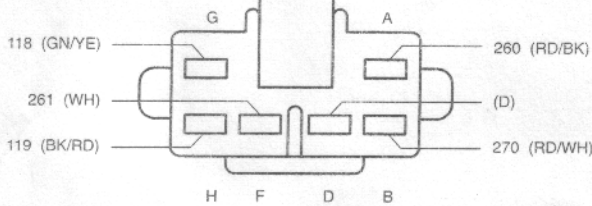
Steckeransichten

C204




C207

F06102

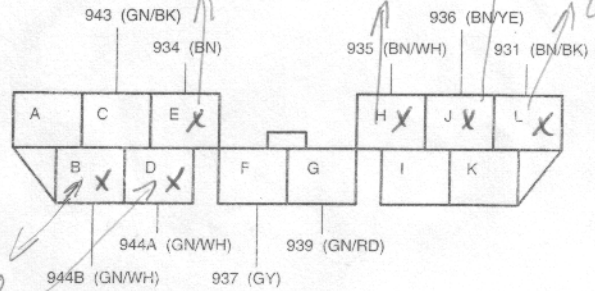


N109
Kombinationsschalter



C210

F11006

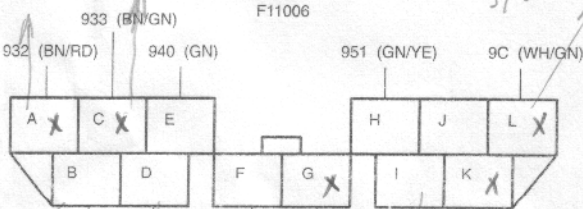


A29
Airbag-Modul

12
11 schwarz 2

C209

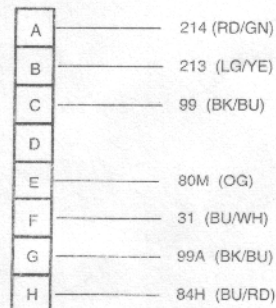
F11006



A29
Airbag-Modul

Masse
grün
Masse

C211

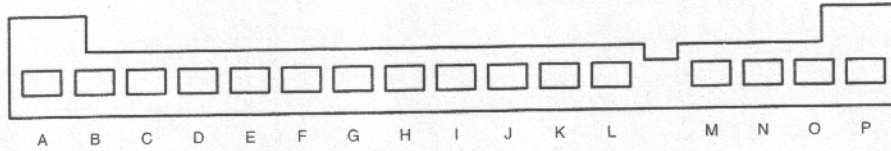


A11
Radio

• = wahlweise

C213

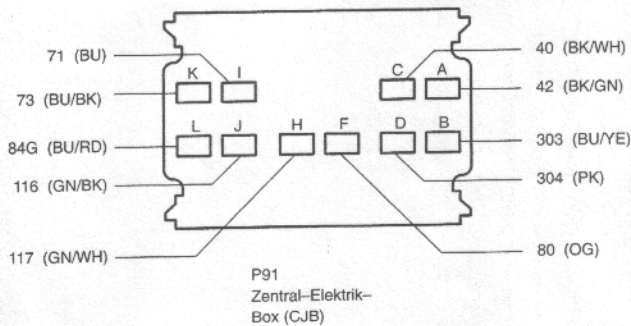
F16010



A45
Zentrale Steuerein-
heit (CPU)

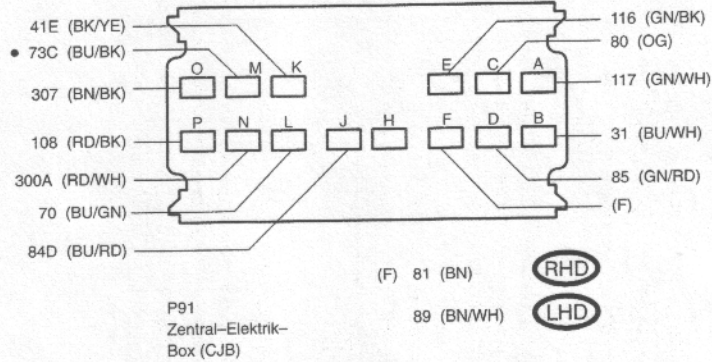
C214

F10022



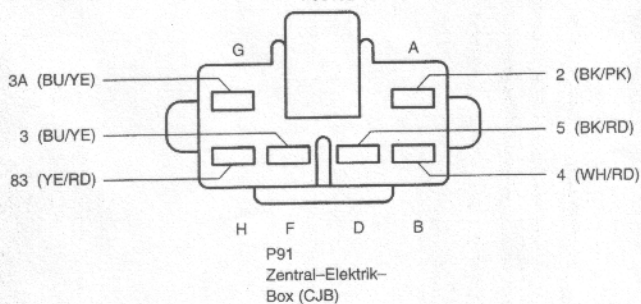
C215

F14006



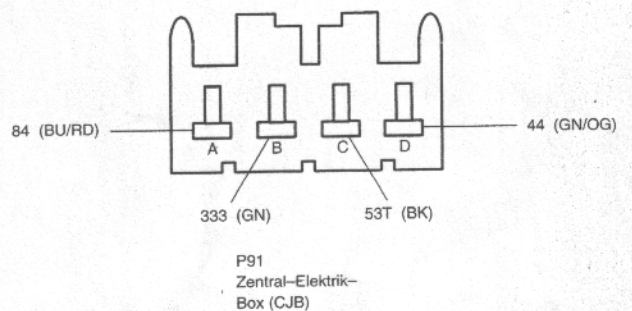
C216

F06102



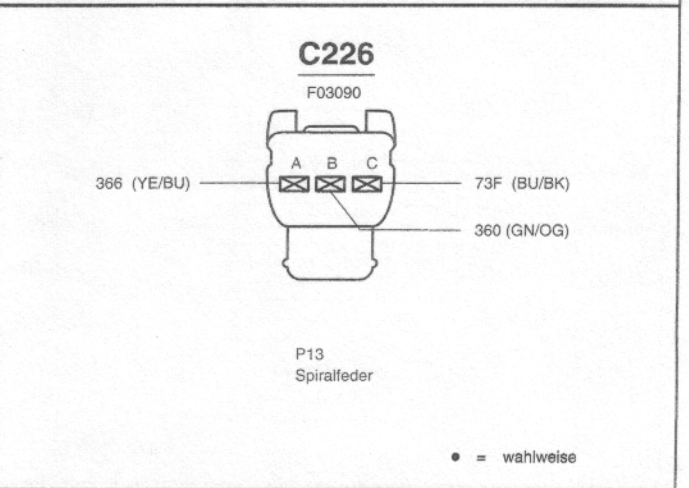
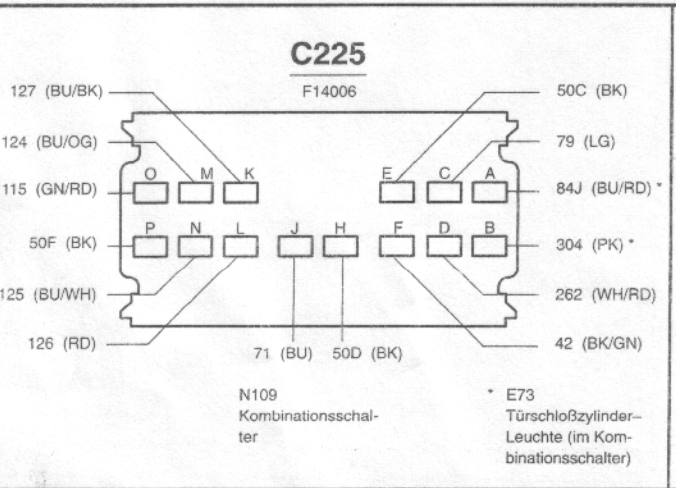
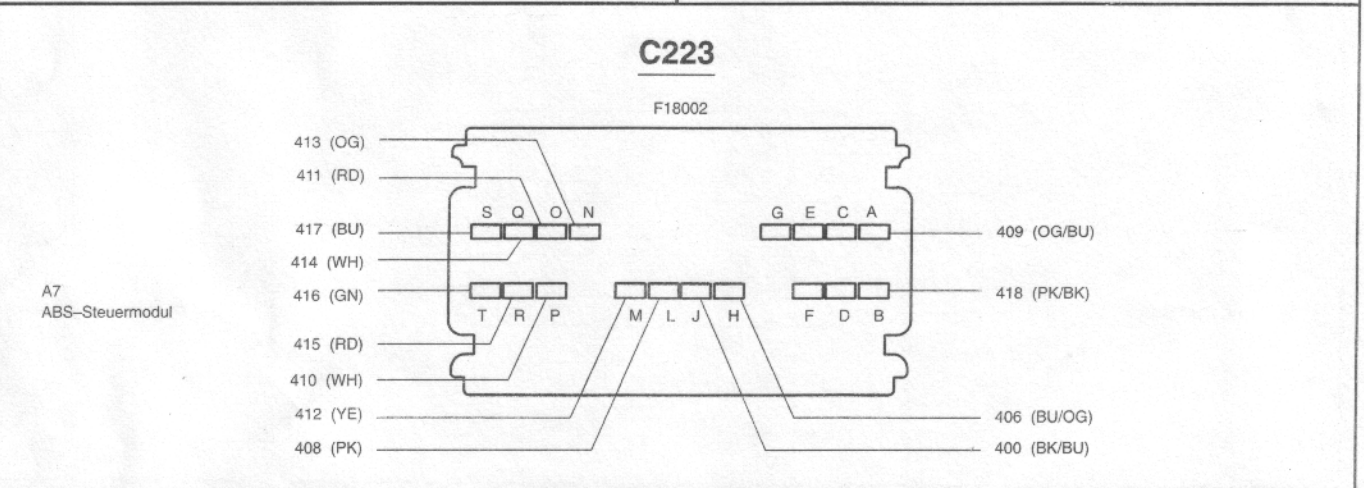
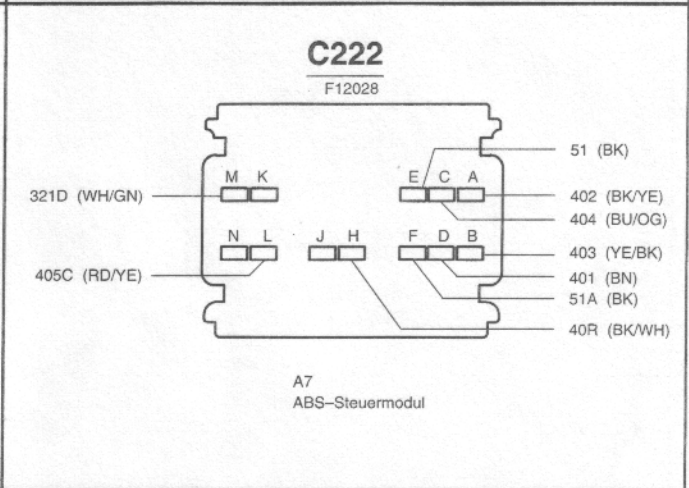
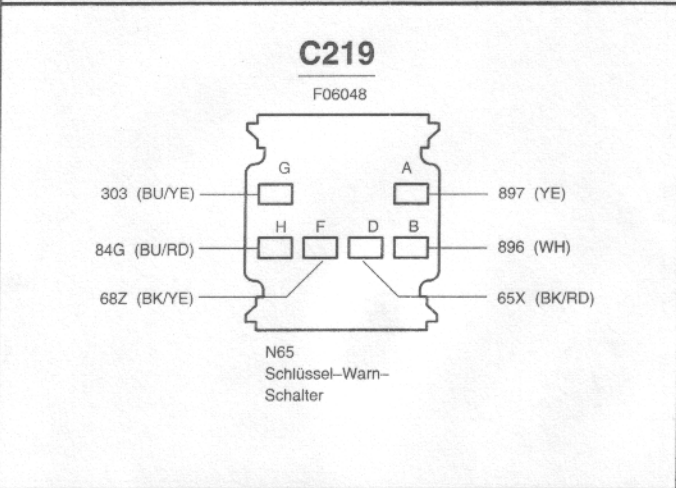
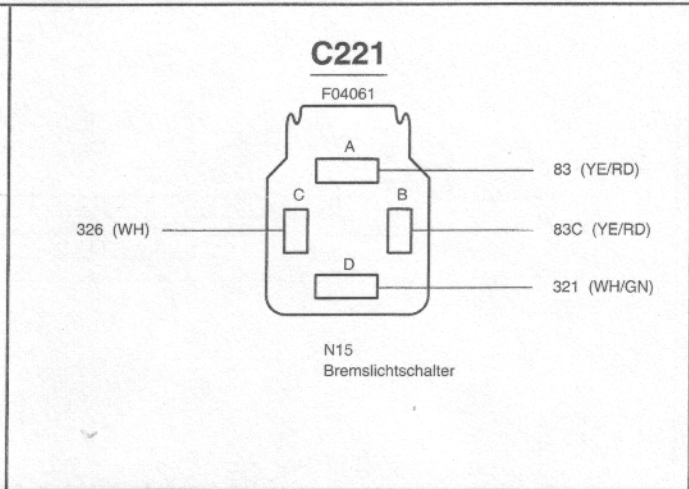
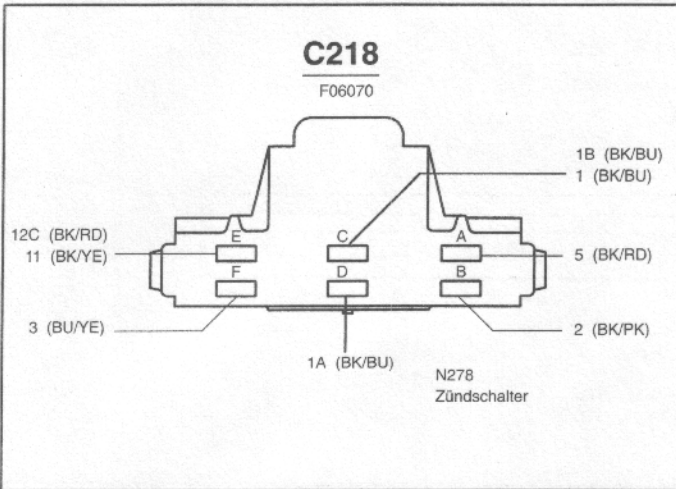
C217

F04035



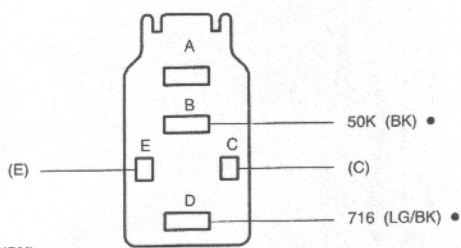
• = wahlweise

Steckeransichten



C230

F05071

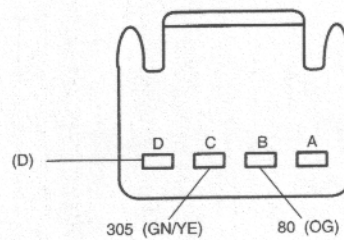


- (C) 321H (WH/GN)
- 50K (BK)
- (E) 367 (BU/OG)
- 716 (LG/BK)

N81
Kupplungs pedal-
schalter

C235

F04064

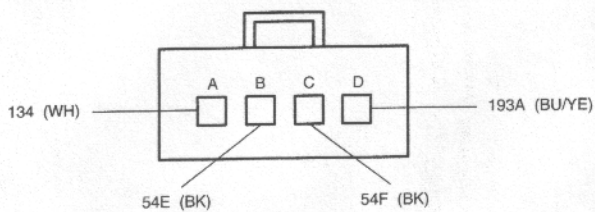


- (D) 52 (BK)
- 53 (BK)

A47
Dimmermodul In-
strumententafel

C231

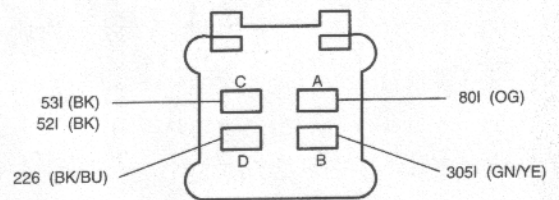
F04036



N128
Auswahlschalter

C236

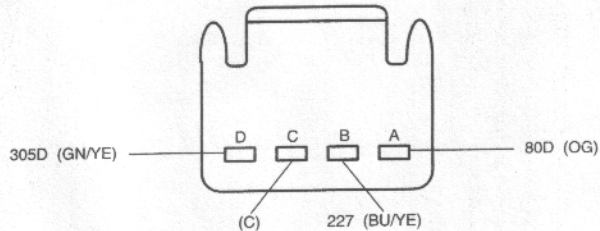
F04065



N11
Heckscheibenwi-
scherschalter

C232

F04064

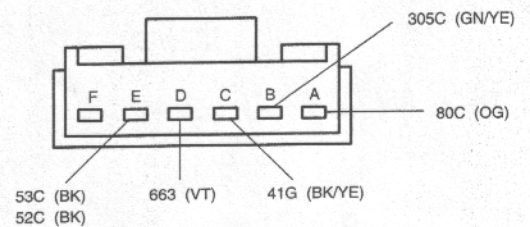


- (C) 52D (BK)
- 53D (BK)

N12
Heckscheibenwascher-
schalter

C238

F06073



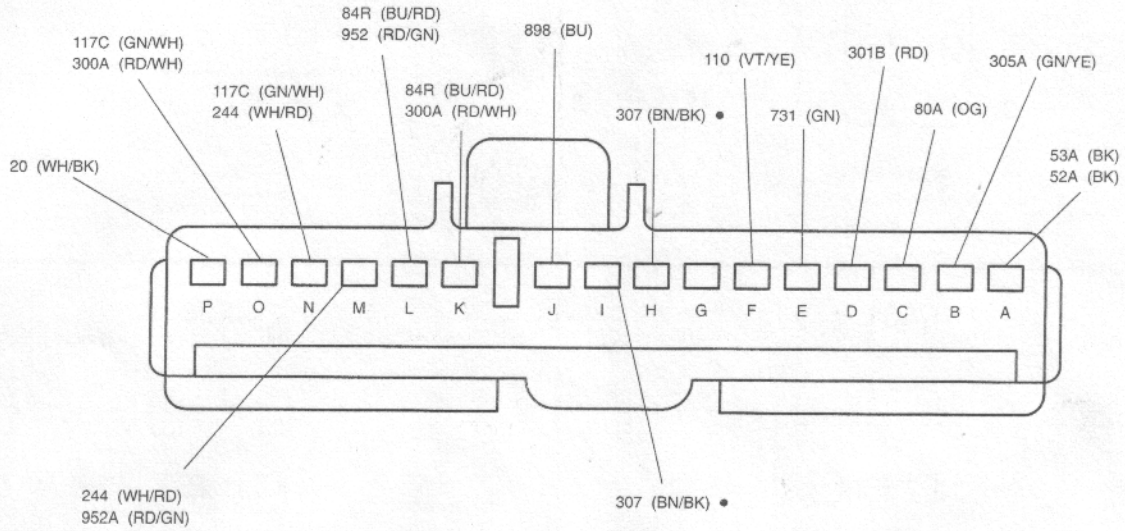
N10
Heckscheibenhei-
zungsschalter

• = wahlweise

Steckeransichten

C240

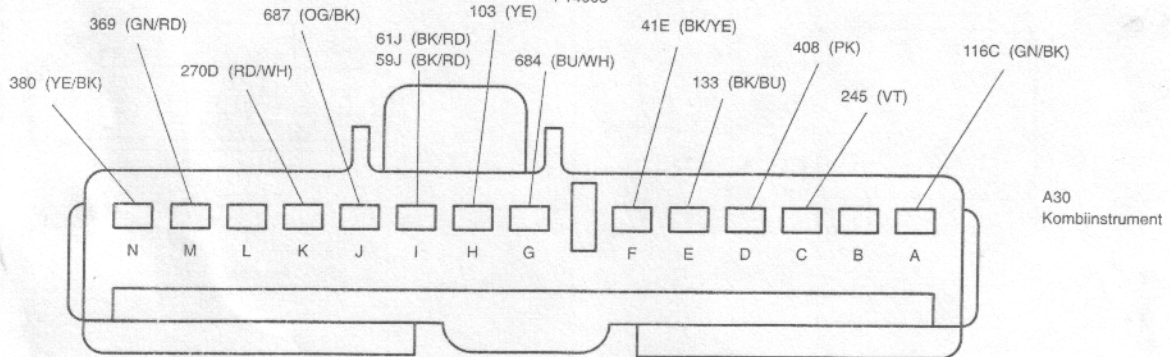
F16013



A30
Kombiinstrument

C241

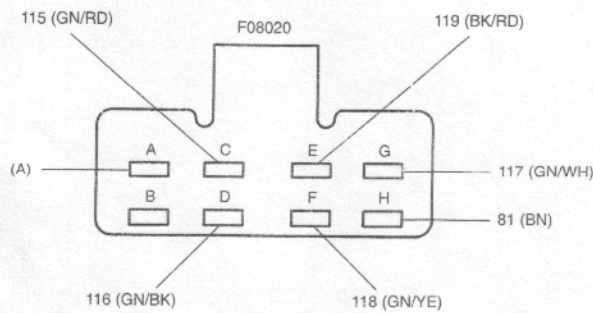
F14003



A30
Kombiinstrument

C243

F08020

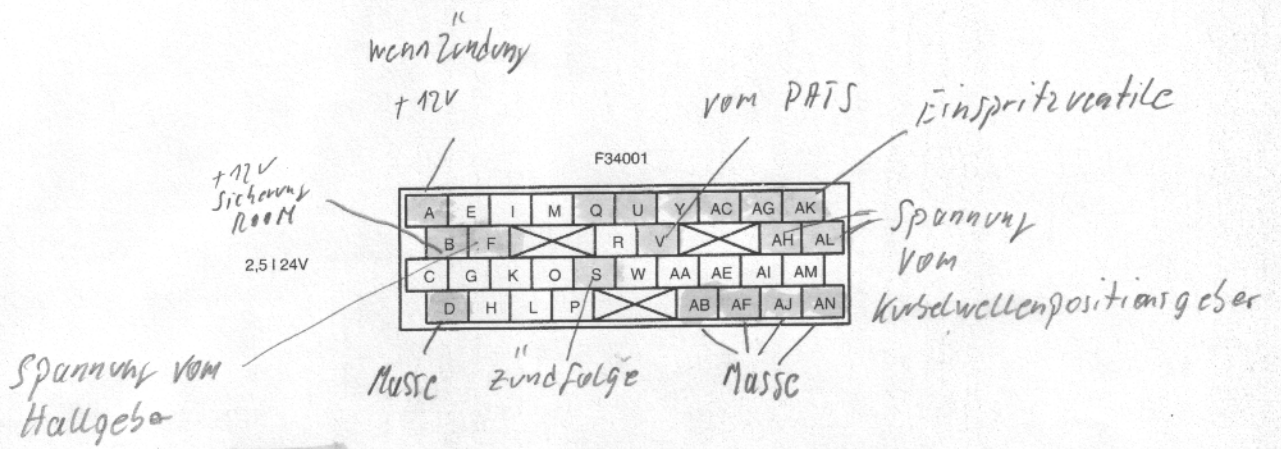


(A) 52K (BK)
53K (BK)

A17
Elektronisches Blind-
kermodul

• = wahlweise

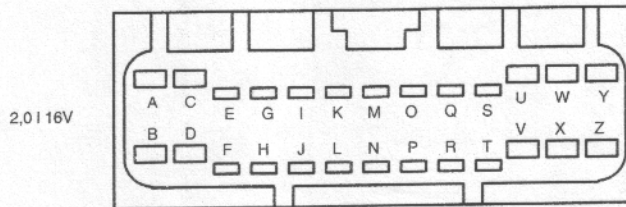
C246



- | | | |
|---------------------------------|-------------------------------------|---------------------------------|
| (A) 702Y (RD/BK) | (O) 717 (BU/BK) | (AC) 708 (RD/YE) |
| (B) 84D (BU/RD) | (P) | (AE) |
| (C) | (Q) 705 (RD/WH) | (AF) 63 (BK) |
| (D) 65 (BK/RD) | (R) | (AG) 709 (WH) |
| (E) 737 (PK/BU) | (S) 750 (BU/OG) <i>Ulor Ausgang</i> | (AH) 727 (GN) <i>gn Eingang</i> |
| (F) 742 (BU/PK) <i>SLI pink</i> | (U) 706 (BU/WH) | (AI) |
| (G) 756 (PK/BK) | (V) 715 (RD/WH) <i>Eingang r+lw</i> | (AJ) 63C (BK) |
| (H) | (W) | (AK) 710 (WH/BK) |
| (I) 738 (PK) | (Y) 707 (BN) | (AL) 728 (BU) <i>sl Eingang</i> |
| (K) 755 (GN/WH) | (AA) | (AM) |
| (L) | (AB) 64 (BK) | (AN) 63D (BK) |
| (M) 719 (LG/BK) | | |

Vom Hallgeber Eingang

F26003

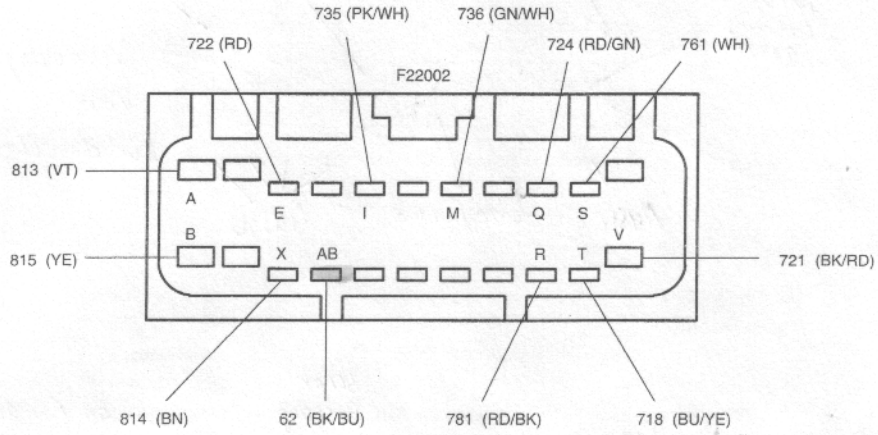


- | | | |
|-----------------|------------------|-----------------|
| (A) 63 (BK) | (J) 725 (RD) | (S) 755 (GN/WH) |
| (B) 64 (BK) | (K) 813A (VT) | (T) 772 (OG/WH) |
| (C) 65 (BN/RD) | (L) 776X (RD/WH) | (U) 705 (YE/BK) |
| (D) 66 (BN/BU) | (M) 815X (YE) | (V) 706 (YE/WH) |
| (E) 741 (GN/OG) | (N) 720 (BU/YE) | (W) 719 (LG/BK) |
| (F) 750 (BK/OG) | (O) 721X (GN/BU) | (X) 717 (WH/BK) |
| (G) 742 (BU/PK) | (P) | (Y) 707 (YE/RD) |
| (H) | (Q) 724X (RD/GN) | (Z) 708 (YE/BK) |
| (I) 899 (OG) | (R) 756 (WH/BU) | |

A44
Motorsteuergerät
(PCM)

• = wahlweise

C247

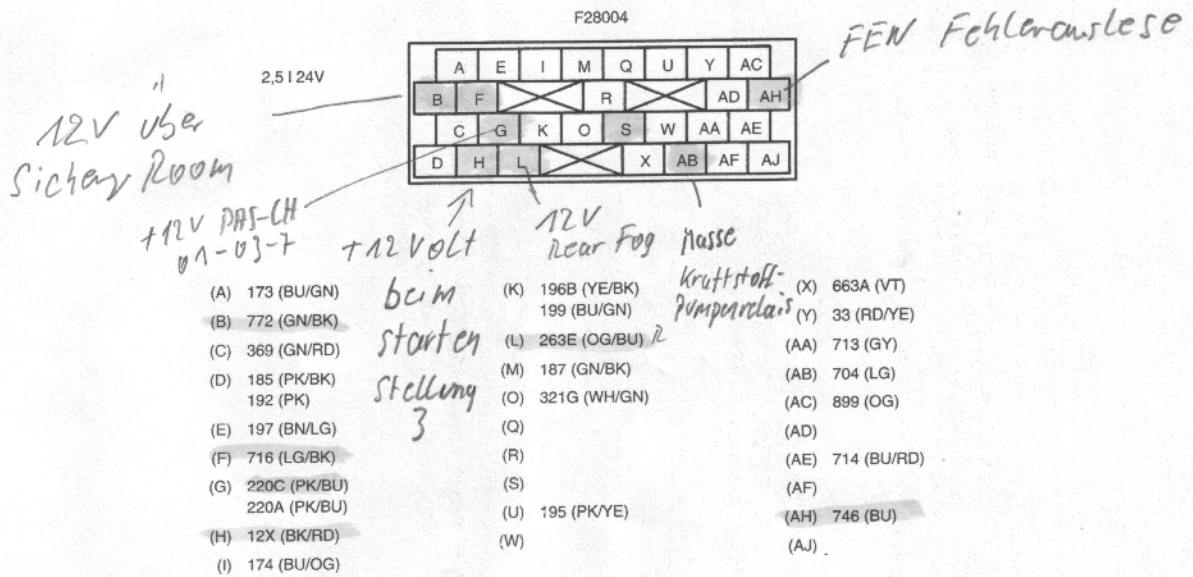


Masse

A44
Motorsteuergerät
(PCM)

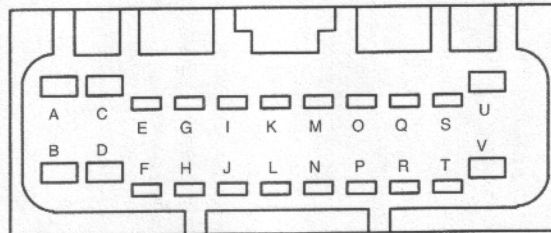
• = wahlweise

C248



F22002

2,0 | 16V

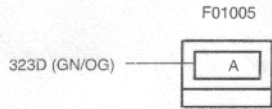


- | | | |
|-----------------|--------------------|------------------|
| (A) 84D (BU/RD) | (I) 220C (PK/BU) • | (Q) 192 (PK) |
| (B) 702 (RD/BU) | (J) 187 (GN/BK) | 185 (PK/BK) |
| (C) 12X (BK/RD) | (K) 715 (RD/WH) | (R) 196B (OG/BK) |
| (D) 712 (WH/RD) | (L) 663A (VT) | 199 (BU/BK) |
| (E) | (M) 369 (GN/RD) | (S) 173 (BU/GN) |
| (F) 711 (LG/RD) | (N) 814X (BN) | (T) 174 (BK/OG) |
| (G) 704 (LG) | (O) 321X (WH/GN) | (U) 263E (OG/BU) |
| (H) | (P) 718 (BN/YE) | 261B (WH) |
| | | (V) 716 (LG/BU) |

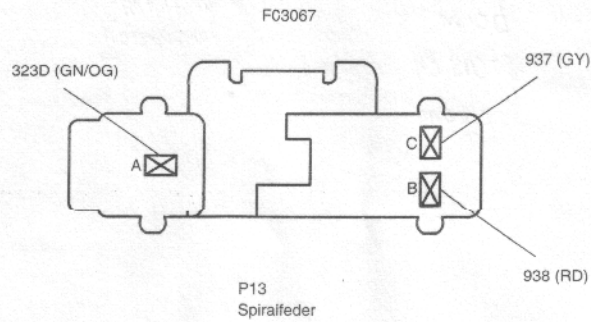
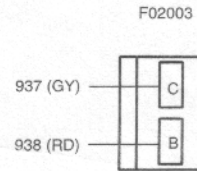
A44
Motorsteuergerät
(PCM)

• = wahlweise

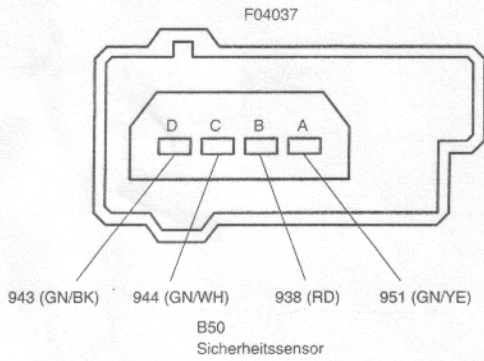
C257B



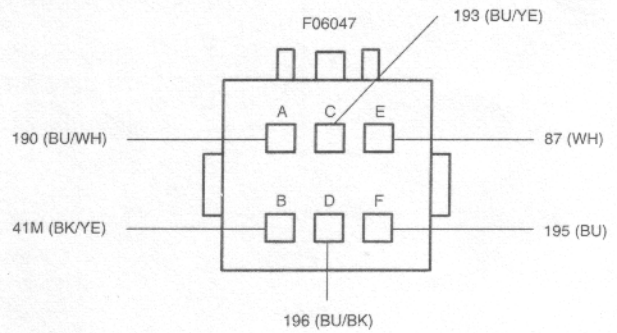
C257A




C260



C265

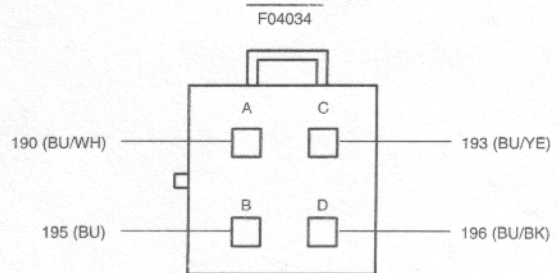


C262



P8
Verbindungsstecker
4

C287

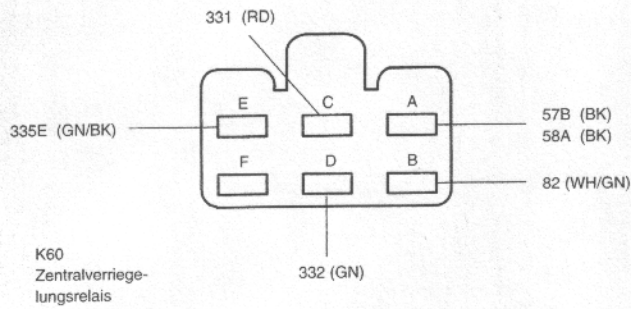


N125
Gebläsemotorschalter

• = wahlweise

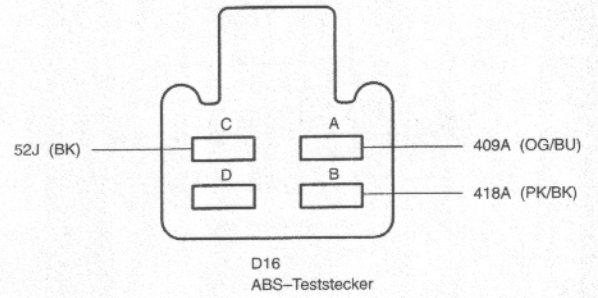
C290

F06044



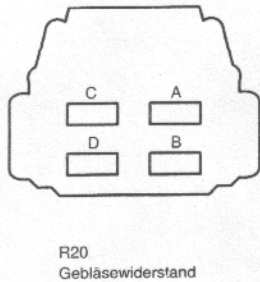
C329

F04060



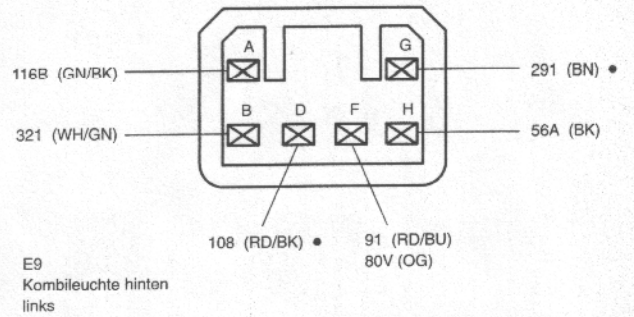
C297

F04066



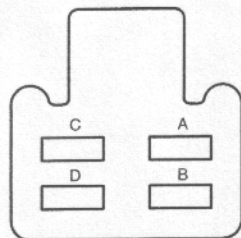
C401

F06046



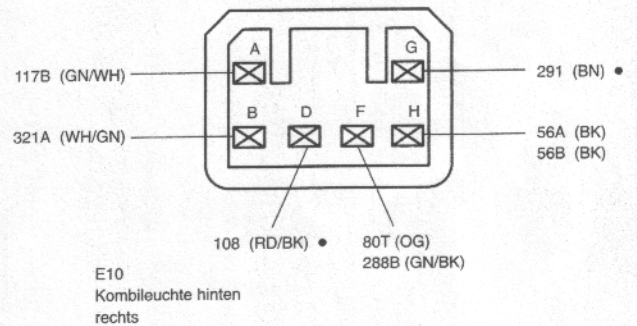
C298

F04060



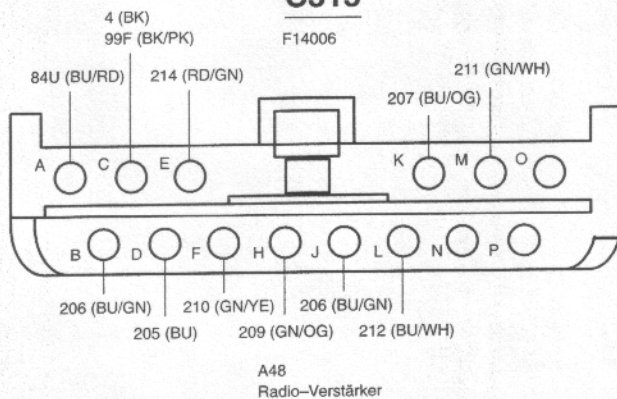
C402

F06046



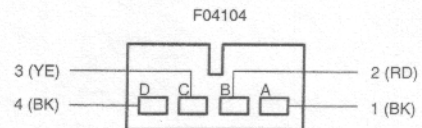
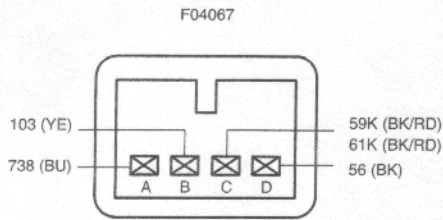
C315

F14006

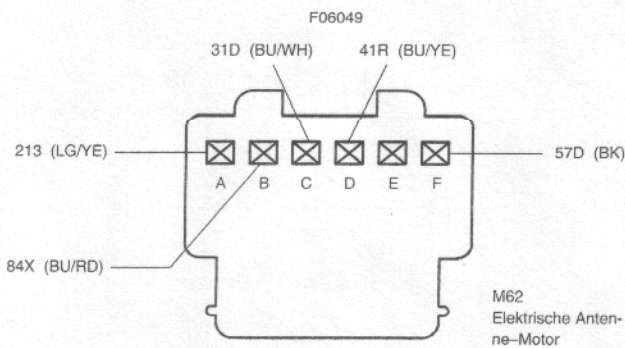


• = wahlweise

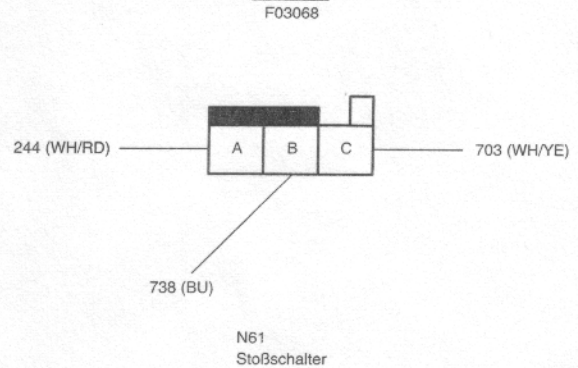
C404



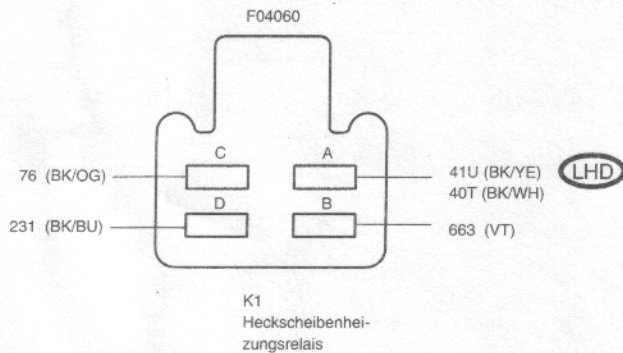
C406



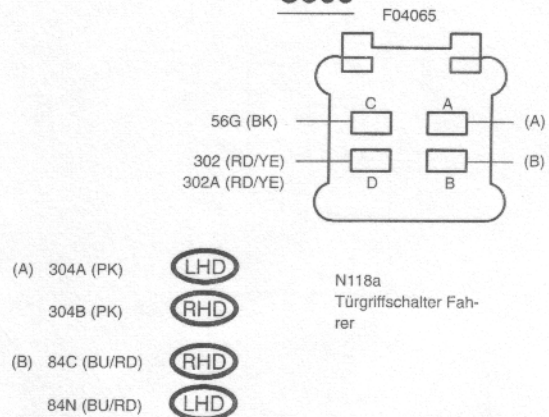
C426



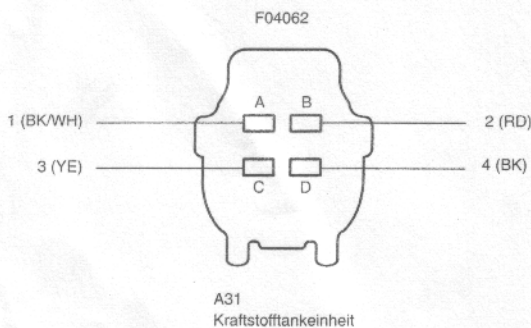
C418



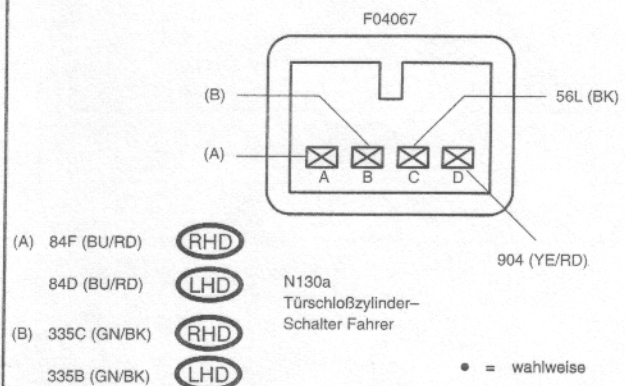
C500

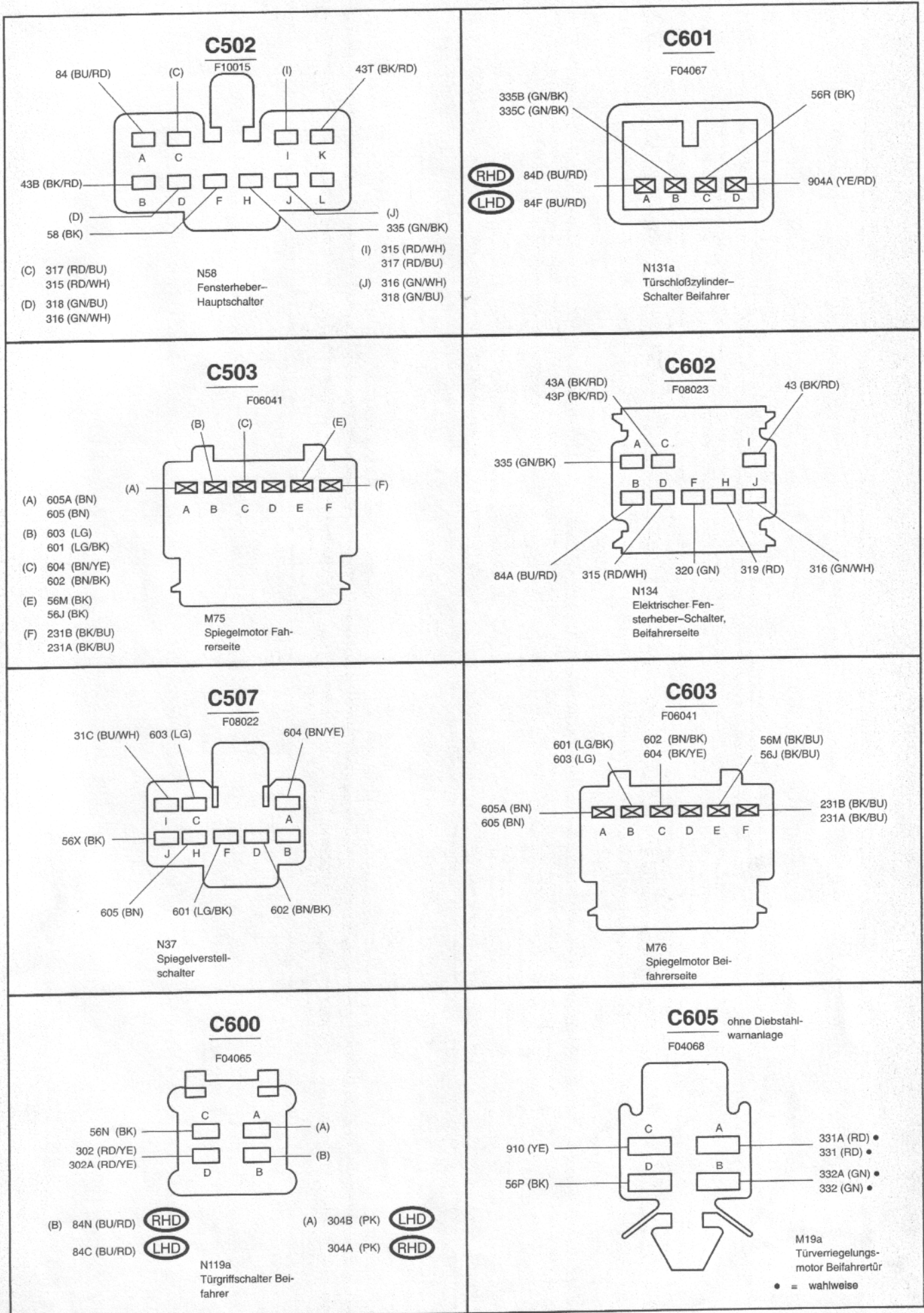


C419



C501

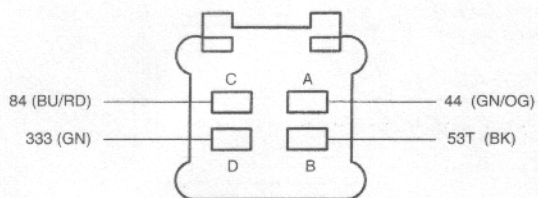




Steckeransichten

C900

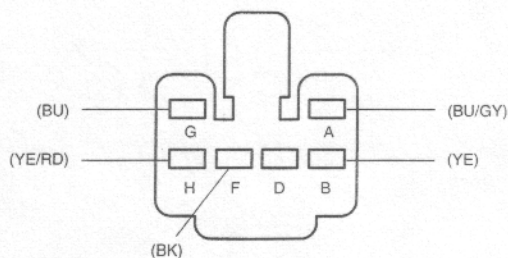
F04065



N230 Schiebedachschalter
 E29 Innen-/Leseleuchten

C907

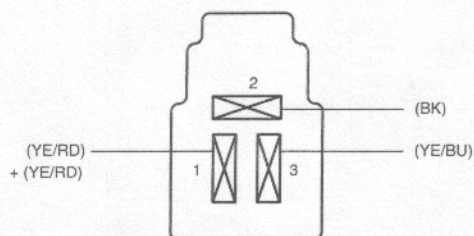
F06050



N143 Schiebedachschalter
 M34 Schiebedachmotor

C905

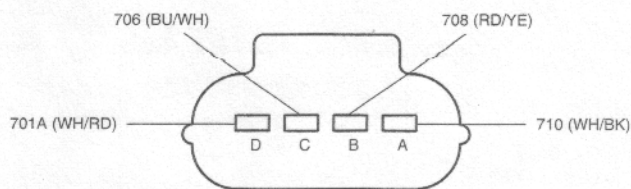
F03069



N230 Schiebedachschalter

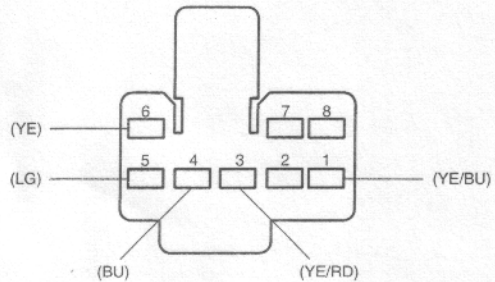
C1010

F04069



C906

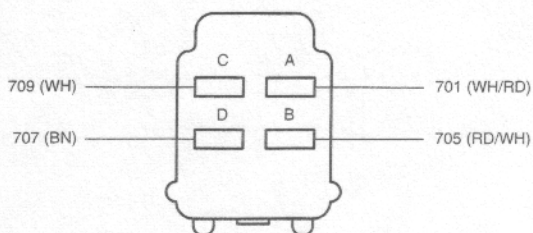
F08039



K30 Schiebedachrelais

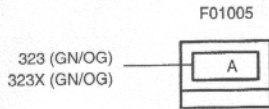
C1011

F04070

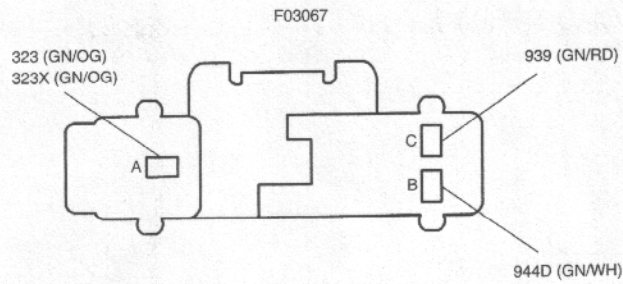
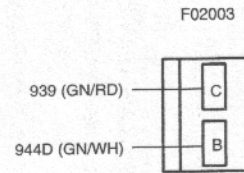


• = wahlweise

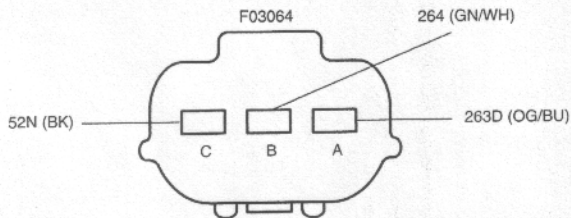
C3004A



C3004B

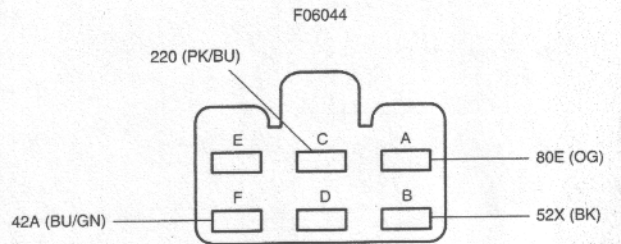


C3024



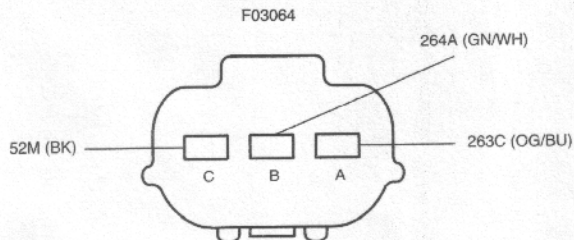
M60
Scheinwerfereinstellungs-Motor links

C3028



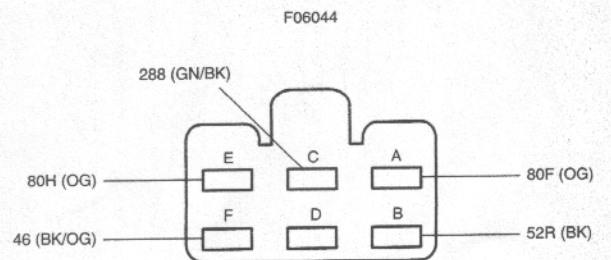
K5
Tagfahrleuchtenrelais

C3025



M61
Scheinwerfereinstellungs-Motor rechts

C3029



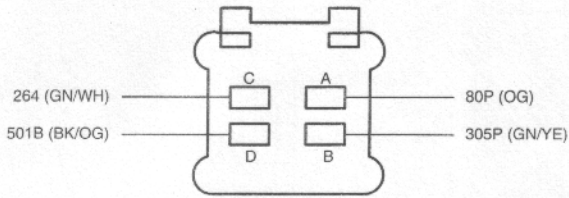
K80
Tagfahrleuchten-Relais (Parkleuchten)

• = wahlweise

Steckeransichten

C3031

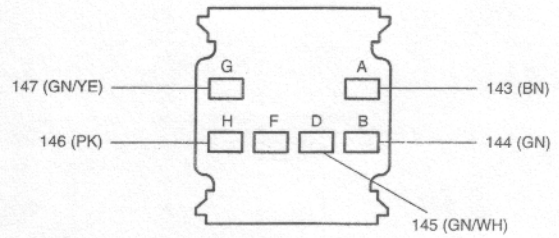
F04065



N13
Leuchtweitenregulierungsschalter

C3058

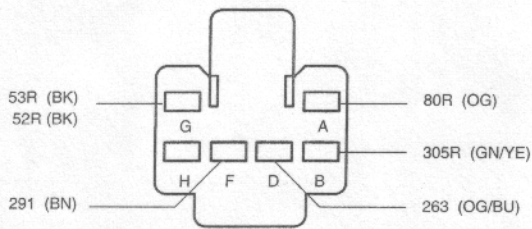
F06048



M88
Temperaturverteilungs-Stellmotor

C3032

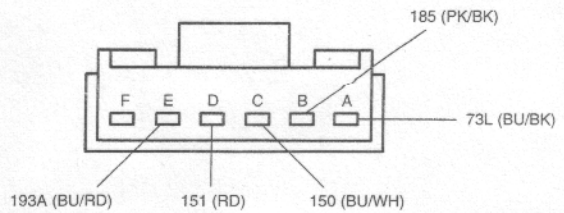
F06051



N114
Nebelleuchtschalter

C3059

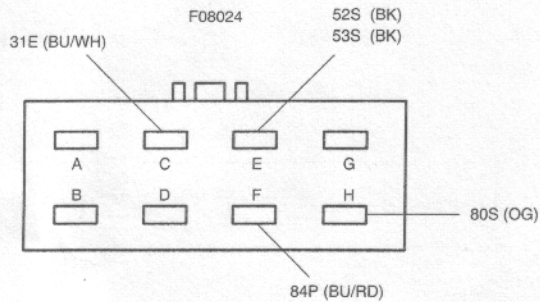
F06073



A86
Klimaanlage-Verstärker

C3033

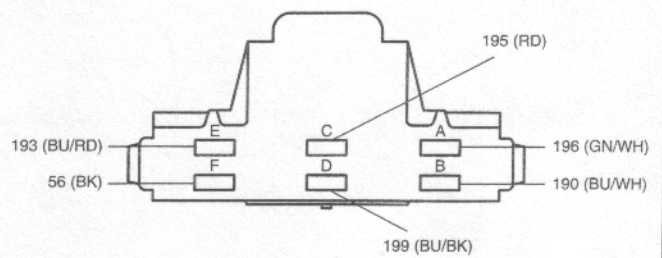
F08024



A39
Uhr

C3060

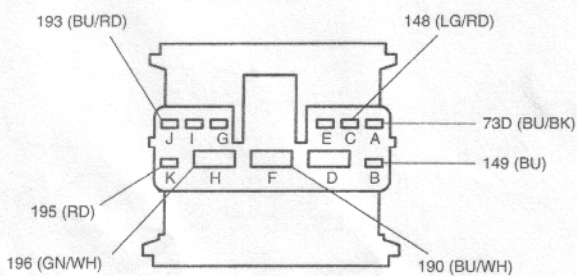
F06070



N55
Heiz- und Klimastereinheit

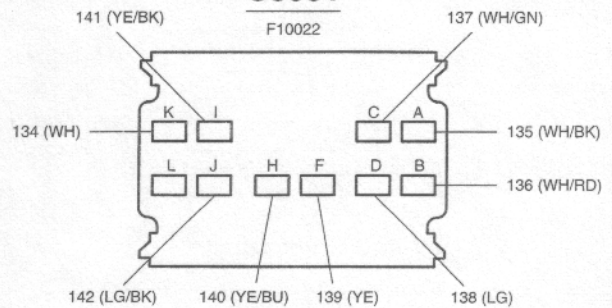
C3057

F11007



C3061

F10022

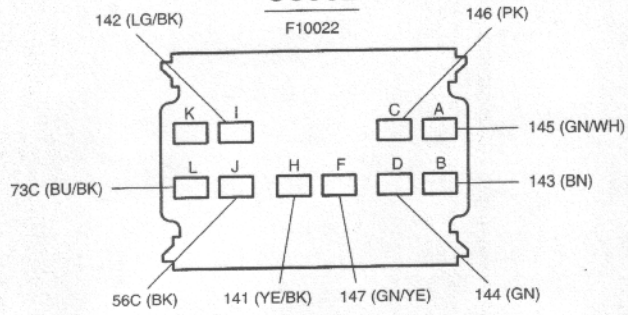


M89
Luftzufuhr-Stellmotor

• = wahlweise

C3062

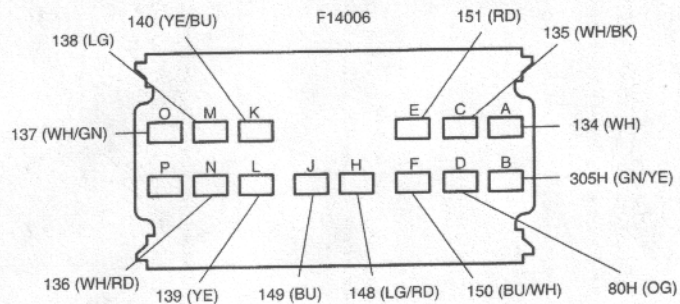
F10022



A85
Heizungs-Kontroll-
modul

C3063

F14006



A85
Heizungs-Kontroll-
modul

• = wahlweise

