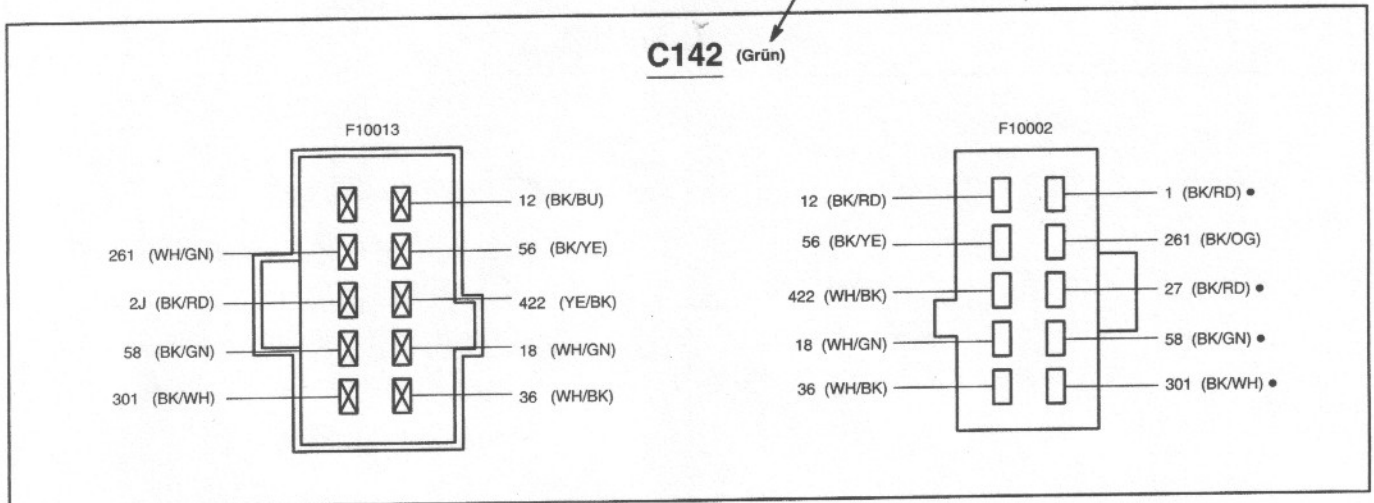


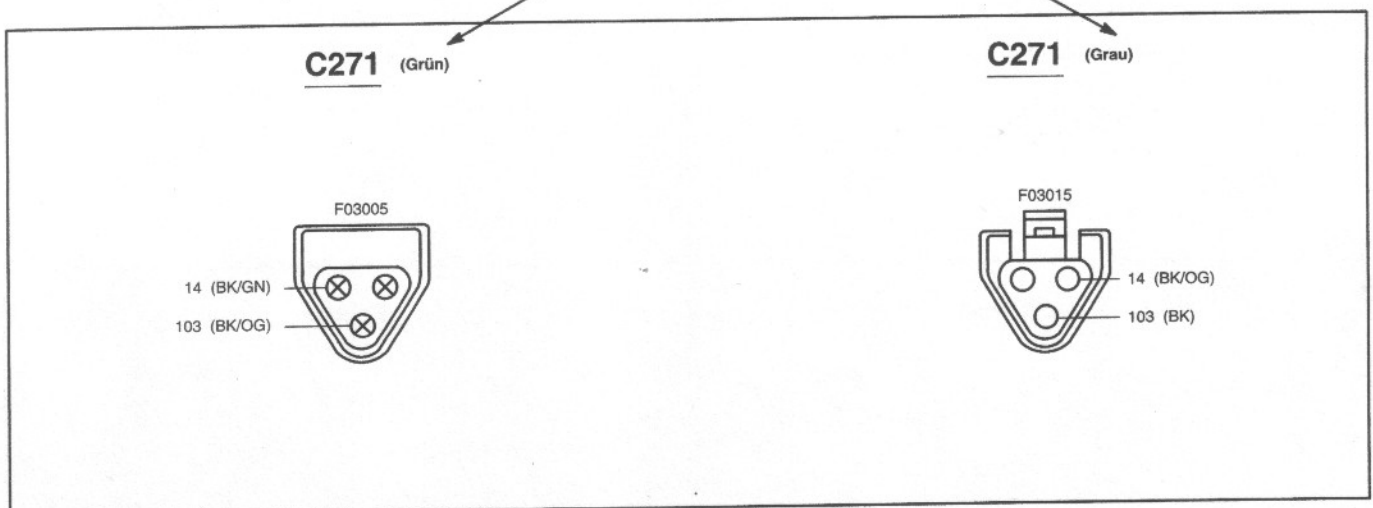
Beachte:

Steckerfarben sind folgendermaßen gekennzeichnet:

Falls beide Steckverbinder gleichfarbig sind

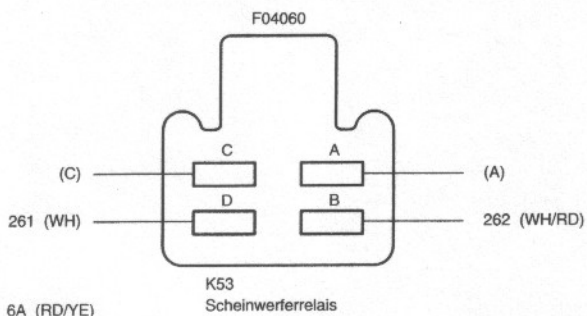


Falls Stecker und Buchse verschiedenfarbig sind



Steckeransichten

C100

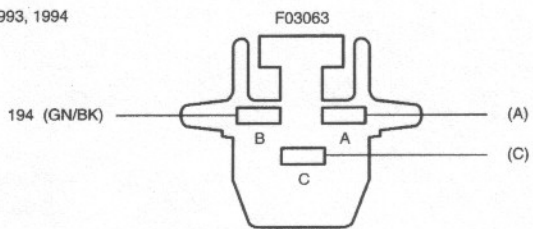


- (A) 6A (RD/YE)
1 (BK/BU)
(C) 6 (RD/YE)
1 (BK/BU)

K53
Scheinwerferrelais

C108

1993, 1994

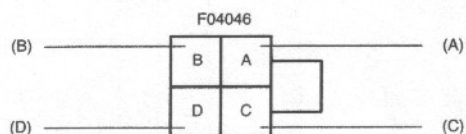


- (A) 50 (BK)
52 (BK)
(C) 176 (BU/WH)
171 (PK)

M59
Lüftermotor-Kondensator

1993, 1994

C102

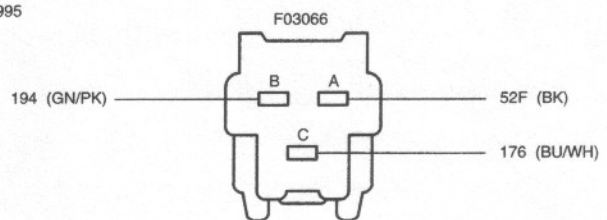


- (A) 223 (BU/RD)
270 (RD/WH)
271 (RD/WH)
(B) 50 (BK)
52 (BK)

K62
Zusätzliches Fernlichtrelais

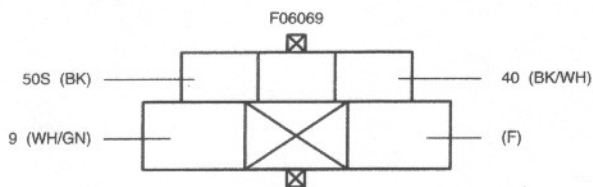
- (C) 1 (BK/BU)
6 (RD/YE)
278 (GN)
(D) 1 (BK/BU)
220 (BK/YE)
278 (GN)

1995



M59
Lüftermotor-Kondensator

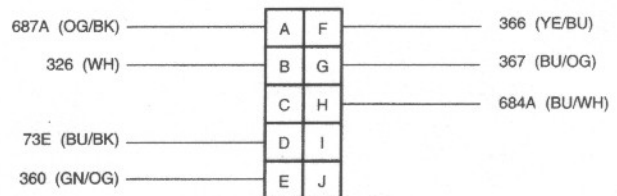
C104



K51
Leistungsrelais
Motorsteuergerät

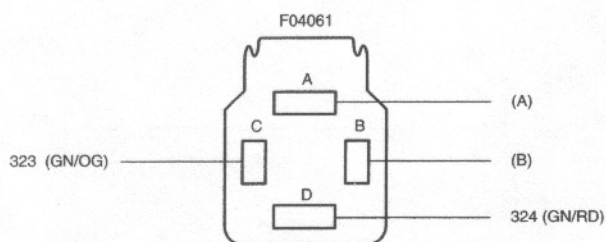
- (F) 702 (RD/BK) +
701 (WH/RD)

C110



A27
Geschwindigkeitsregelmodul

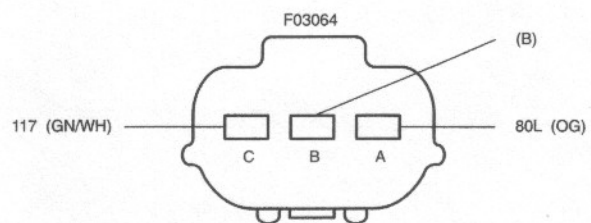
C105



- (A) 83A (YE/RD)
90 (YE)
(B) 83B (YE/RD)
90 (YE)

K33
Signalhornrelais

C111

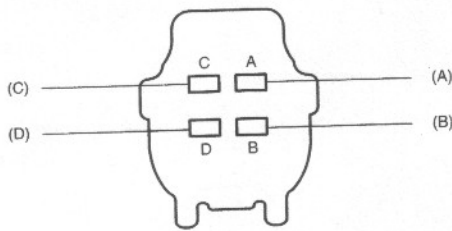


- (B) 50B (BK)
52 (BK)

E55
Kombileuchte vorn rechts

• = wahlweise

C112

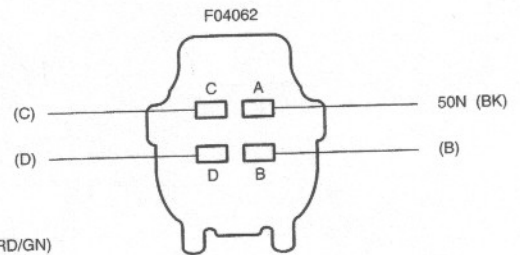


- (A) 50 (BK)
52E (BK)
- (B) 7 (RD/WH)
7A (RD/GN)

M55
Klappscheinwerfer-
motor rechts

- (C) 266A (RD)
266 (RD/BU)
- (D) 267A (OG/BK)
267 (WH/BU)

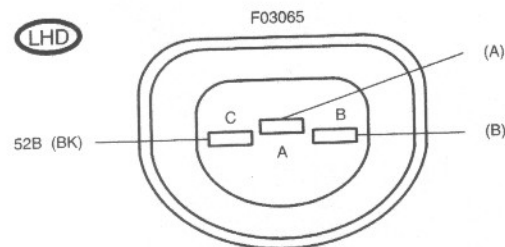
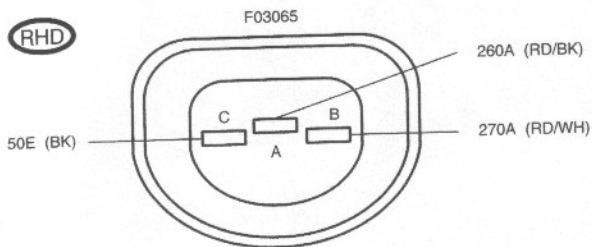
C116



- (B) 7 (RD/GN)
7 (RD/WH)
- (C) 266 (RD)
266 (RD/BU)
- (D) 267 (OG/BK)
267 (WH/BU)

F04062
M54
Klappscheinwerfer-
motor links

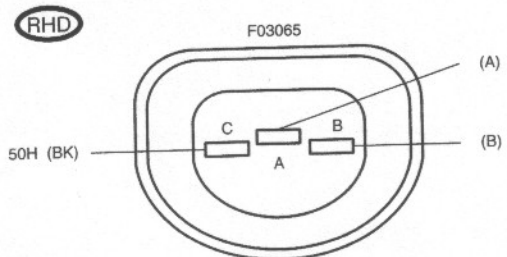
C113



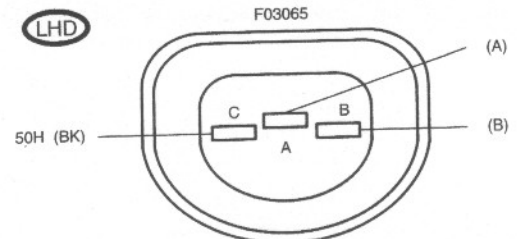
- (A) 260A (RD/BK)
- 275 (PK)
- (B) 270A (RD/WH)
- 273 (RD/BK)

E7
Scheinwerfer rechts

C117



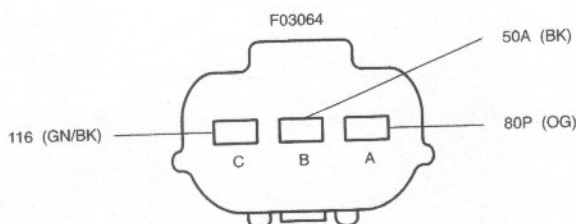
- (A) 272 (RD)
260 (RD/BK)
- (B) 270 (RD/WH)
274 (BU/BK)



- (A) 260 (RD/BK)
- 274 (BU/BK)
- (B) 270 (RD/WH)
- 272 (RD)

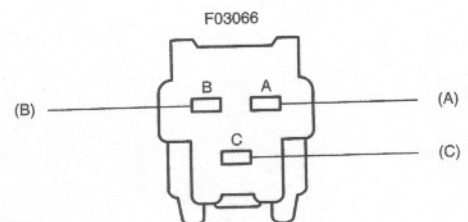
E1
Scheinwerfer links

C115



E56
Kombileuchte vorn
links

C118



- (A) 50 (BK)
52 (BK)
- (B) 171 (BU/BK)
171 (BK)
190 (BU/WH)
- (C) 189 (BU/YE)
194 (BU/OG)

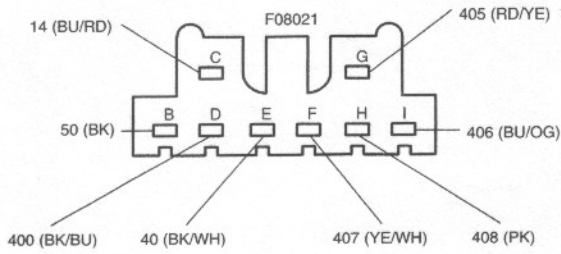
F03066
M37
Lüftermotor

• = wahlweise

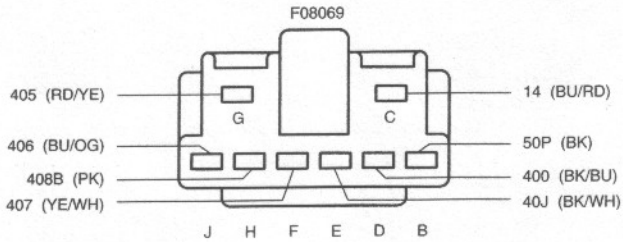
Steckeransichten

C122

1993, 1994




1995



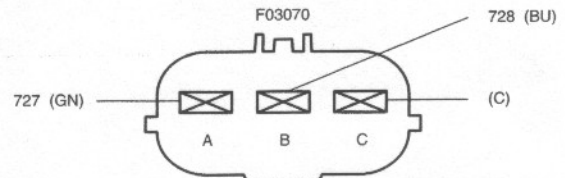
K18
ABS-Hauptrelais

C128



N126
Klimaanlage-Hochdruckschalter

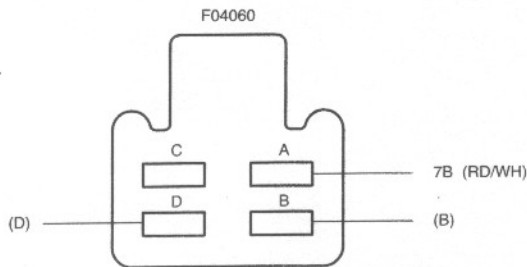
C129



B43
Kurbelwellenpositiongeber

(C) 52 (BU/RD)
65G (BK/RD)

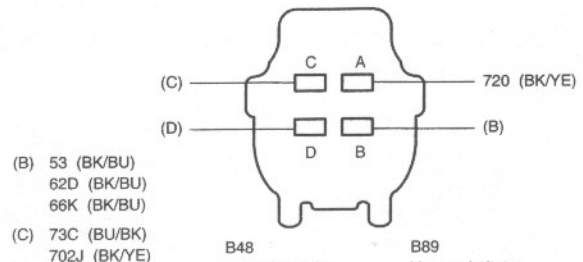
C123



(B) 266D (RD)
266 (RD/BU)
(D) 50M (BK)
53M (BK)

D21
Klappscheinwerfer-Teststecker

C130

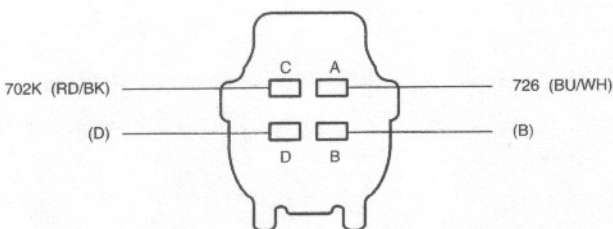


(B) 53 (BK/BU)
62D (BK/BU)
66K (BK/BU)
(C) 73C (BU/BK)
702J (BK/YE)
(D) 57 (BK)
60E (BK) **RHD**
60A (BK) **LHD**

B48
Lambdasonde rechts (HO2S)

B89
Vorgeschaltete beheizte Lamdasonde (HO2S)

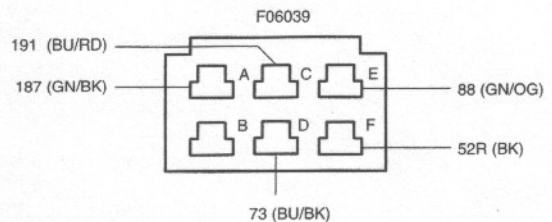
C127



(B) 53 (BK/BU)
62C (BK/BU)
(D) 57 (BK)
60F (BK)

B47
Lambdasonde links (HO2S)

C132

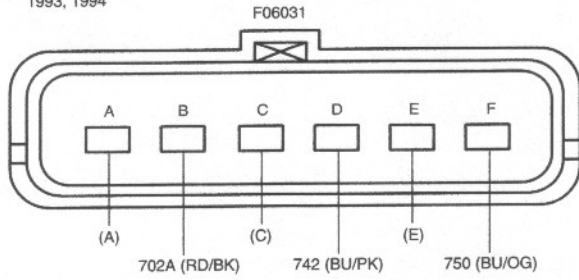


K59
Klimaanlagenrelais

• = wahlweise

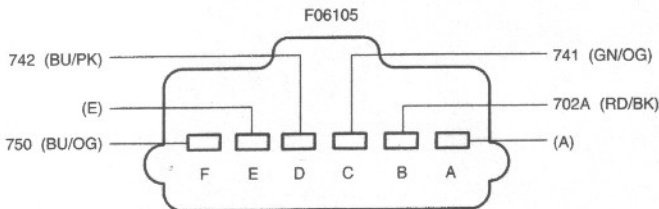
C134

1993, 1994



- | | | |
|-----------------|-------------|---------------|
| (A) 65E (BK/RD) | (E) 59 (BK) | |
| 55 (BK/RD) | 63A (BK) | |
| 65A (BK/RD) | 63 (BK/RD) | |
| (C) 740 (LG/OG) | 65H (BK/RD) | A5 |
| 741 (GN/OG) | | Zündverteiler |

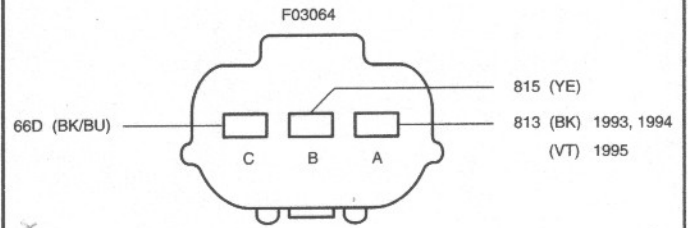
1995



- | |
|-----------------|
| (A) 65E (BK/RD) |
| 65A (BK/RD) |
| (E) 63A (BK) |
| 65H (BK/RD) |

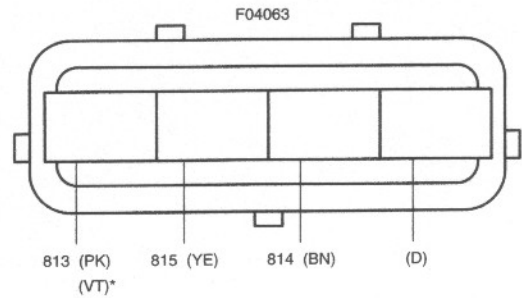
C136

2,0 | 16V



- | | |
|-------------|---------------------|
| 66D (BK/BU) | 815 (YE) |
| | 813 (BK) 1993, 1994 |
| | (VT) 1995 |

2,5 | 24V



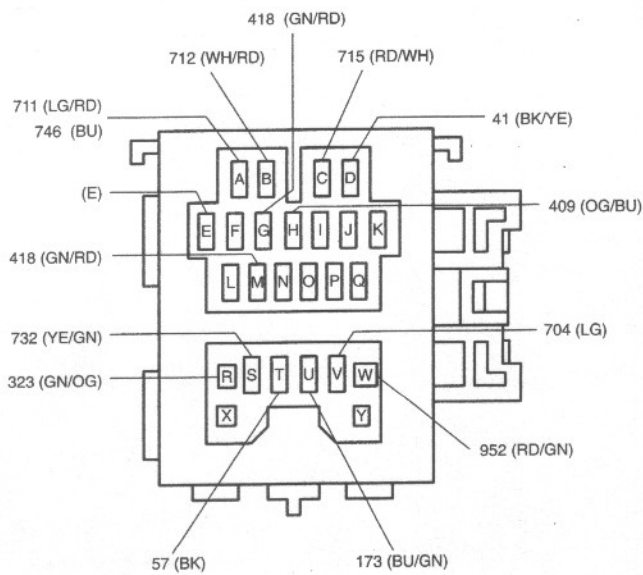
- | |
|----------------|
| (D) 53 (BK/BU) |
| 62D (BK/BU) |

* 1995

B8
Drosselklappen-
Positionssensor
(TPS)

C135

F25004

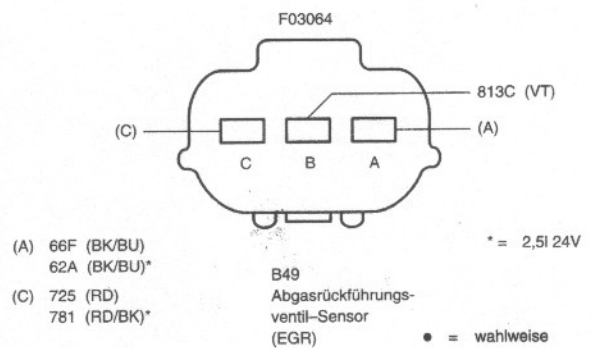


D20
Diagnosestecker
(DLC)

- | |
|-------------|
| (E) 57 (BK) |
| 60 (BK) |

C139

2,0 | 16V



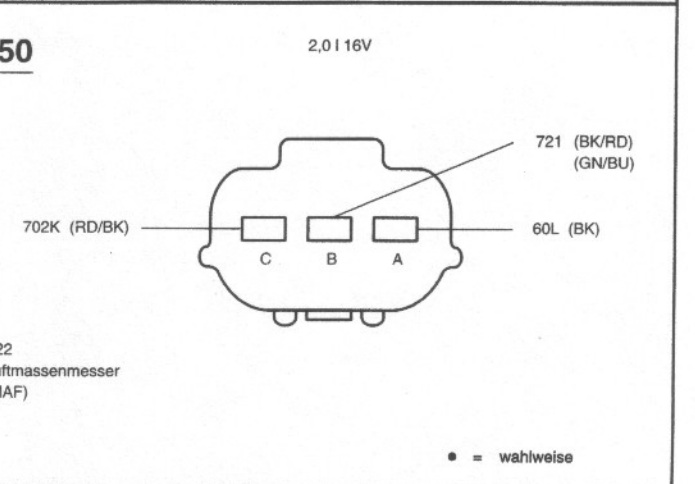
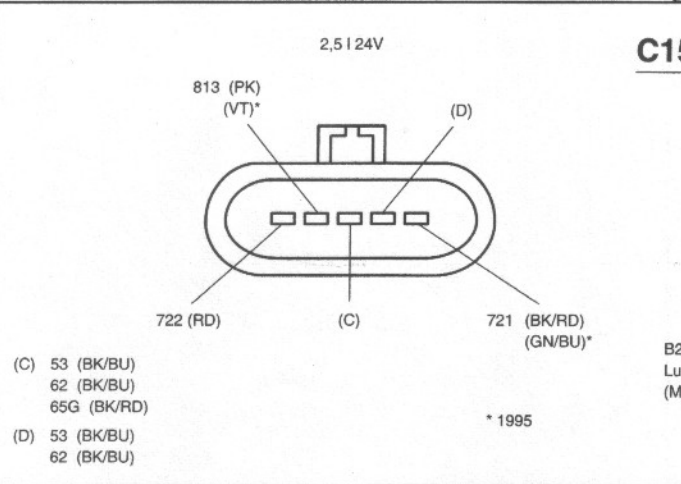
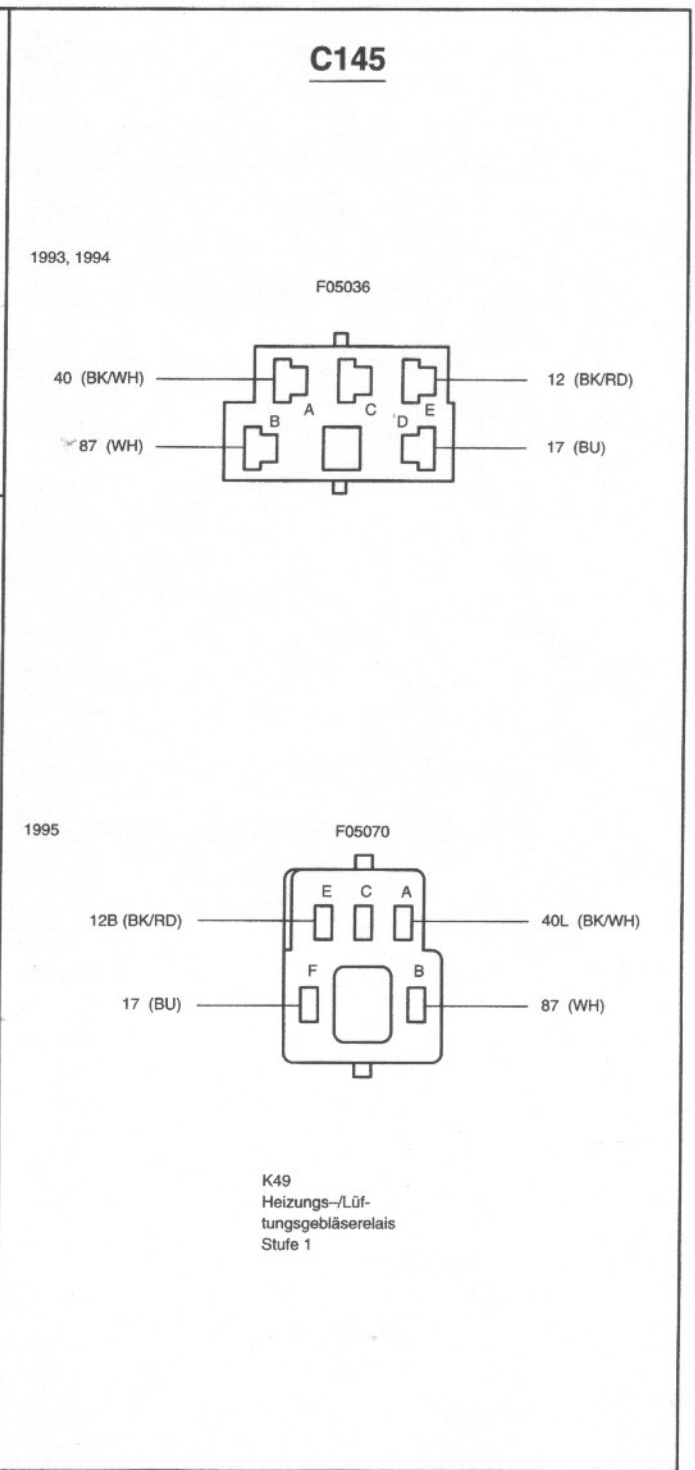
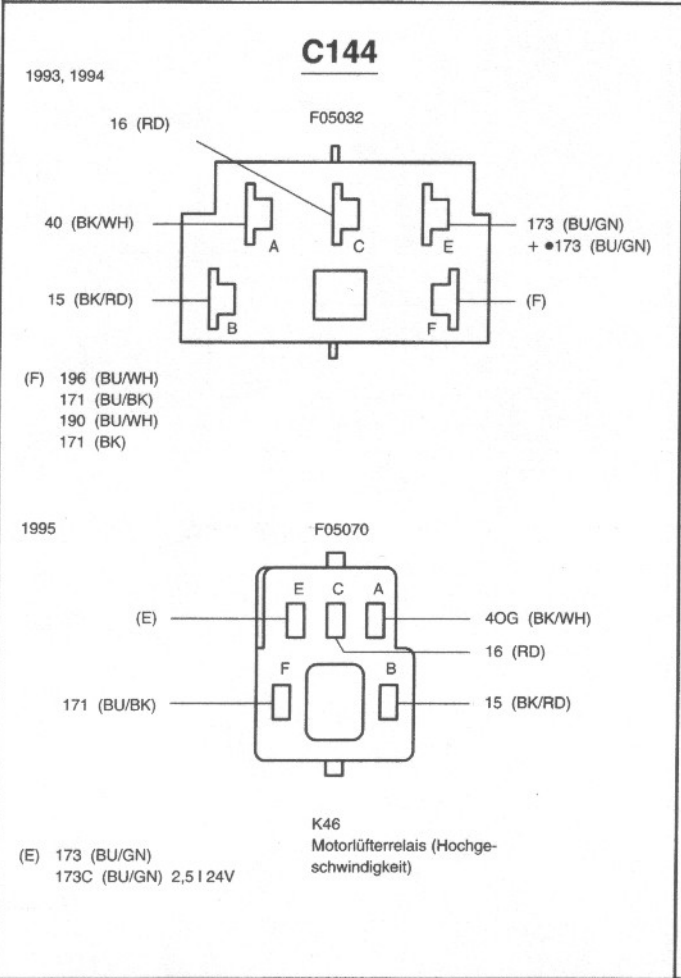
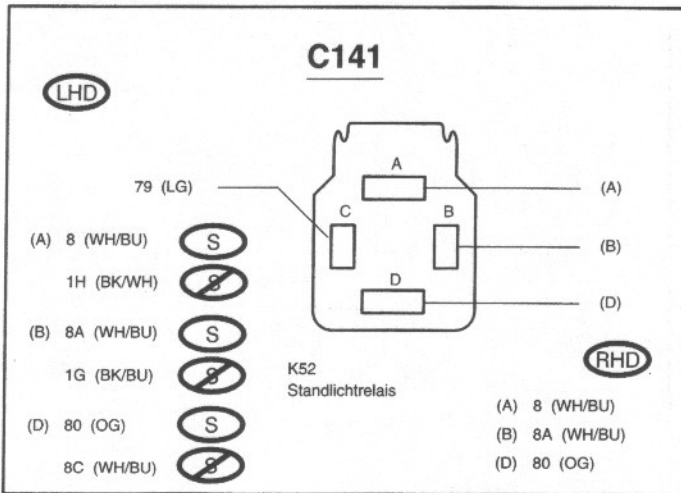
- | |
|-----------------|
| (A) 66F (BK/BU) |
| 62A (BK/BU)* |
| (C) 725 (RD) |
| 781 (RD/BK)* |

* = 2,5 | 24V

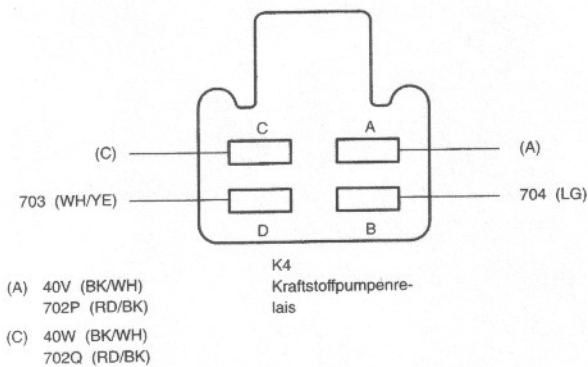
B49
Abgasrückführungs-
ventil-Sensor
(EGR)

• = wahlweise

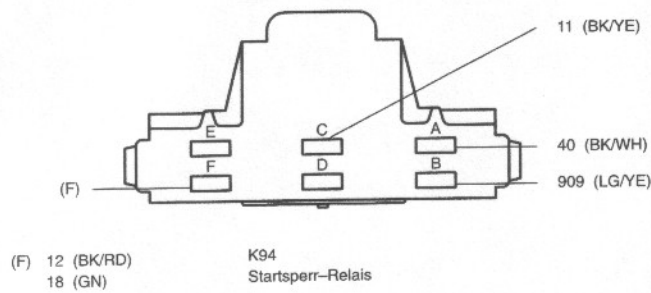
Steckeransichten



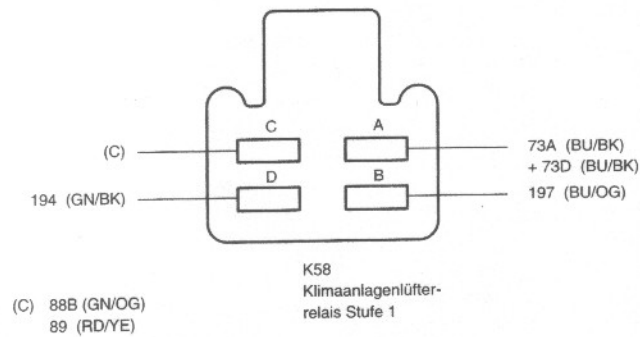
C152



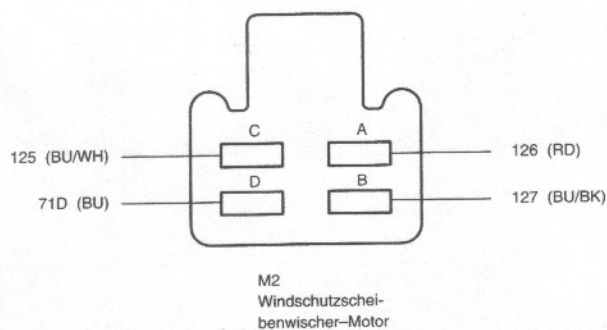
C160



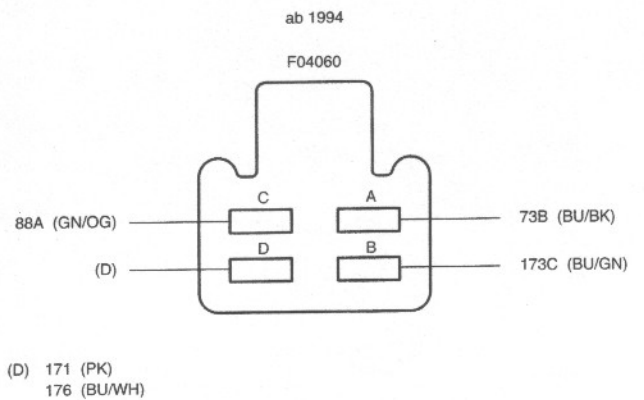
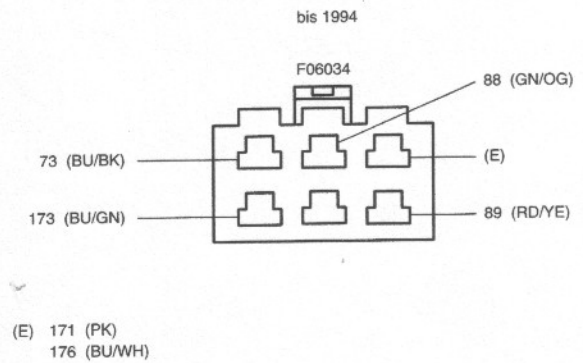
C163



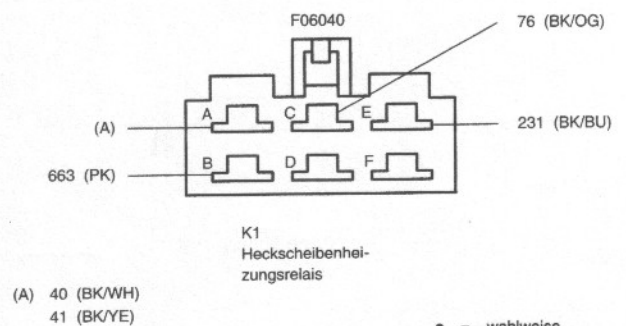
C165



C164

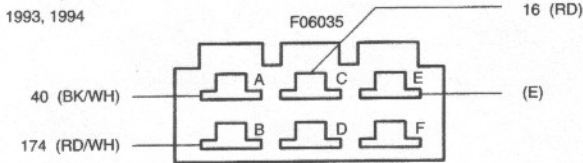


C166

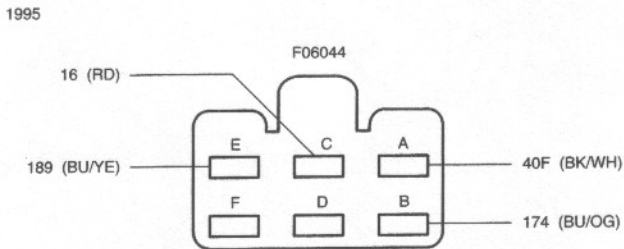


Steckeransichten

C167

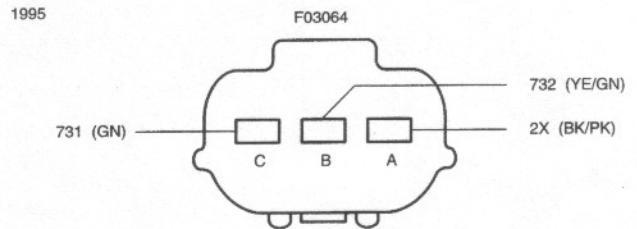
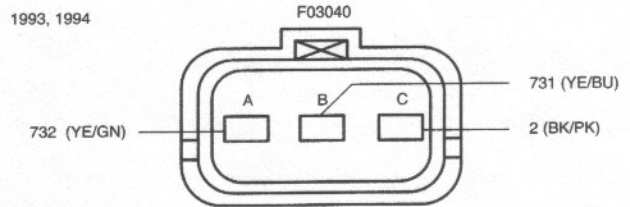


(E) 189 (BU/YE)
194 (BU/OG)



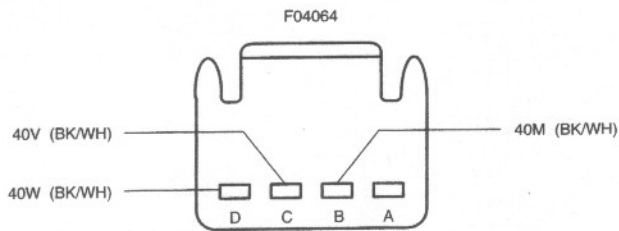
K56
Motorkühler-Lüfter-
relais Stufe 1

C170



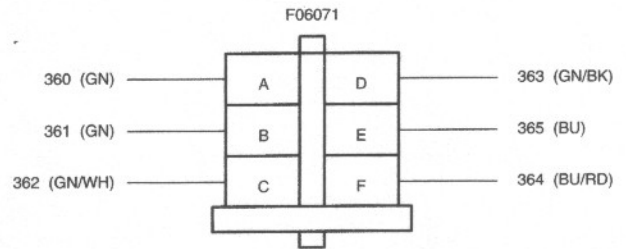
A5
Zündverteiler

C169



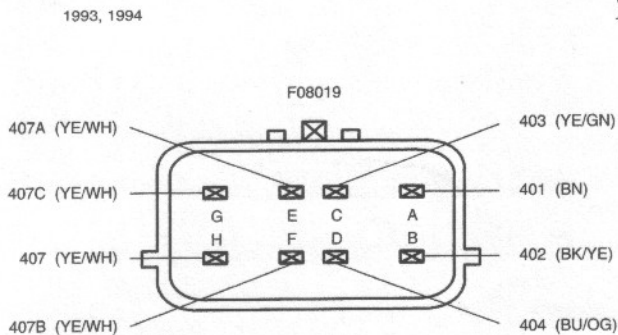
2,0 | 16V

C175



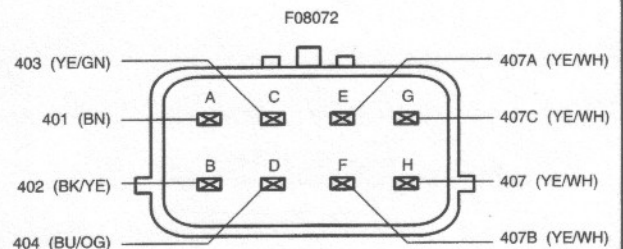
M87
Geschwindigkeitsre-
gelungs-Servo

C174



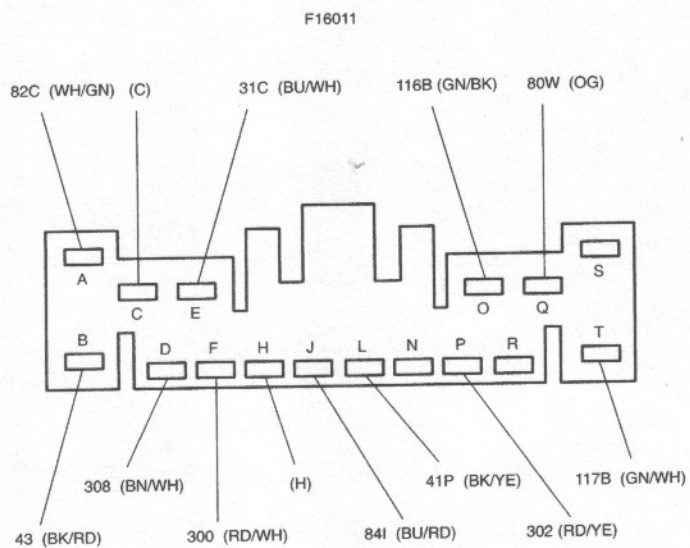
A8
ABS-Hydraulikein-
heit

1995



• = wahlweise

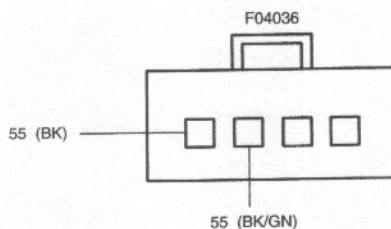
C201



P91
Zentral-Elektrik-
Box (CJB)

- (C) 108 (RD/YE)
- 109 (RD/YE)
- 108 (RD/BK)
- (H) 53F (BK)
- 56F (BK)

C202



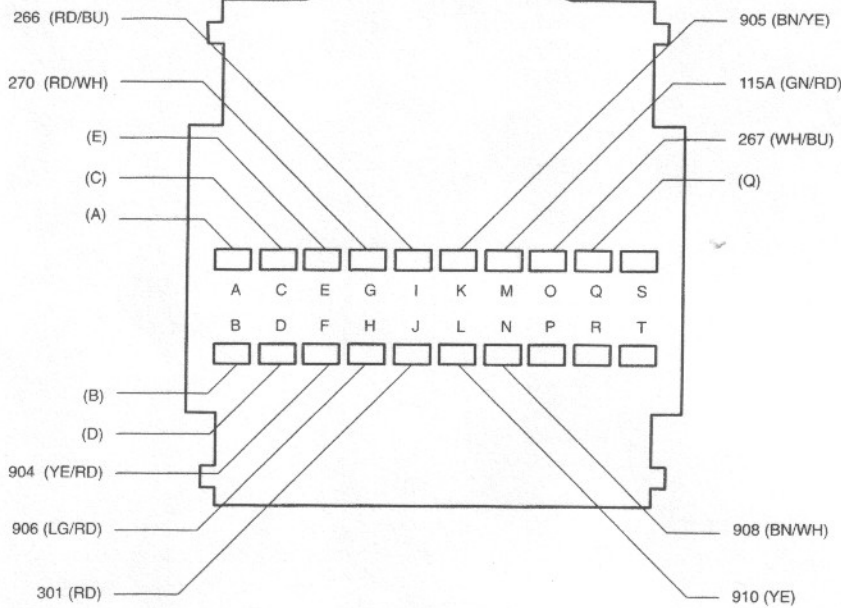
• = wahlweise

Steckeransichten

C204

1993, 1994

F20006

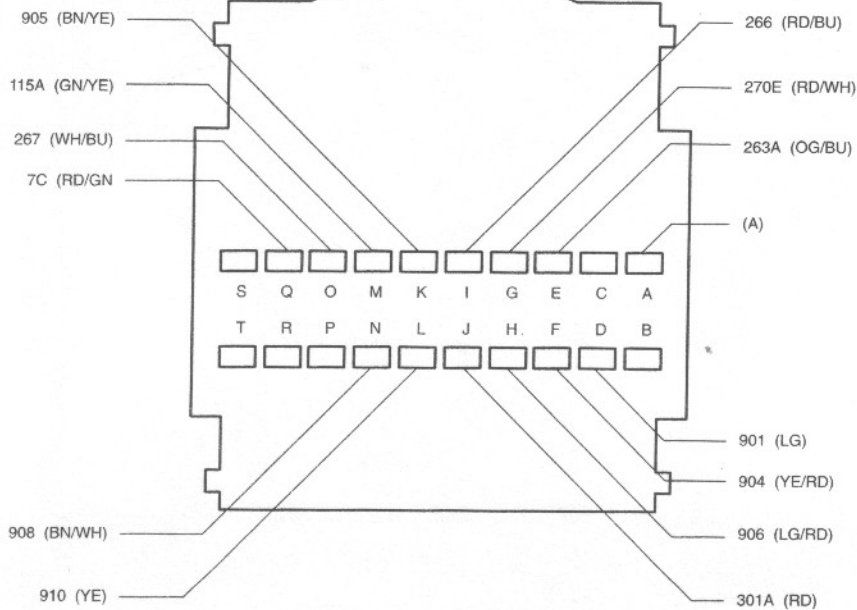


- (A) 263 (OG/BU)
323C (GN/OG)
263 (RD/YE)
- (B) 262 (WH/RD)
270 (RD/WH)
- (C) 909 (LG/YE)
266 (RD/BU)
- (D) 901 (LG)
267 (WH/BU)
- (E) 7 (RD/WH)
7 (RD/GN)
263A (RD/YE)
- (Q) 7 (RD/WH)
7C (RD/GN)

A45
Zentrale Steuerein-
heit (CPU)

1995

F20006



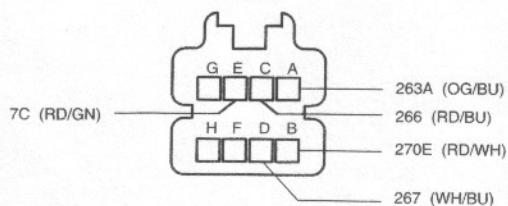
- (A) 909 (LG/YE)

323C (GN/OG)

RHD

mit Diebstahlwarn-
anlage

F08070

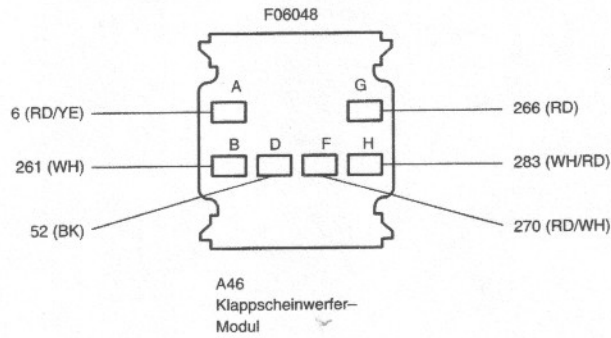


ohne Diebstahl-
warnanlage

A45
Zentrale Steuerein-
heit (CPU)

• = wahlweise

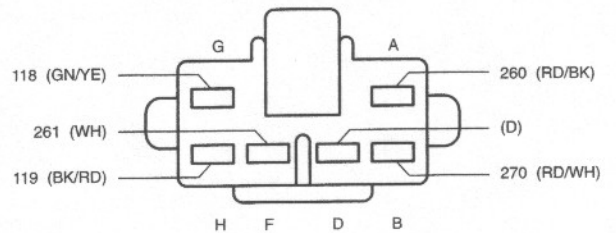
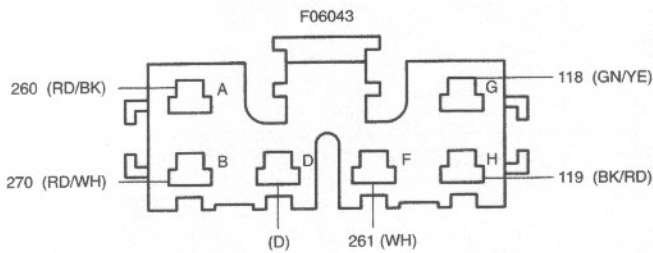
C205



1993, 1994

C207

1995

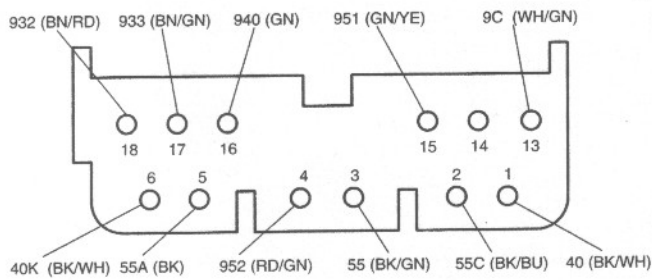


(D) 1 (BK/BU)
6 (YE/GN)

N109
Kombinationsschal-
ter

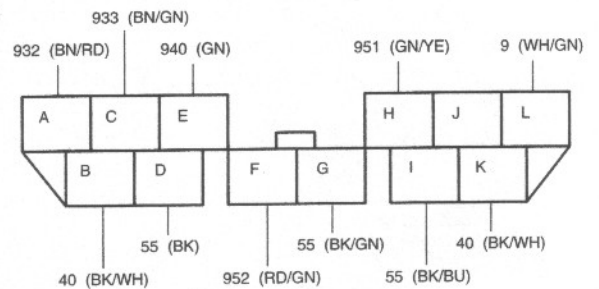
(D) 6B (RD/YE)
1F (BK/BU)

bis 1994



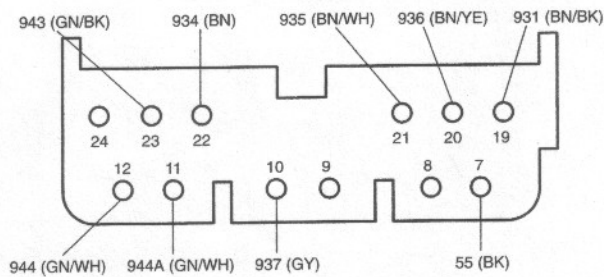
C209

ab 1994



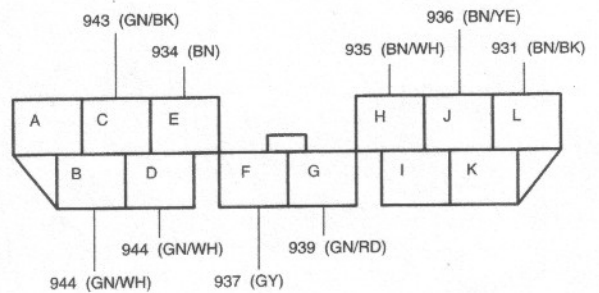
A29
Airbag-Modul

bis 1994



C210


ab 1994



A29
Airbag-Modul

• = wahlweise

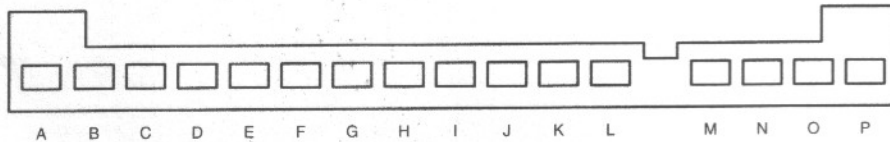
C211



A11
Radio

C213

F16010

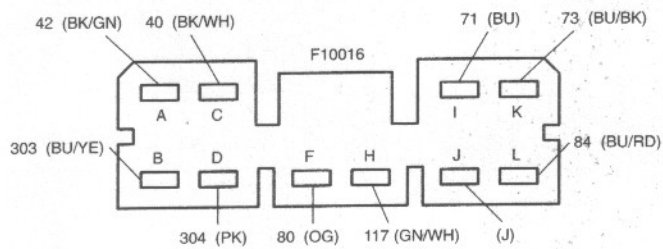


A45
Zentrale Steuerein-
heit (CPU)

1993, 1994

C214

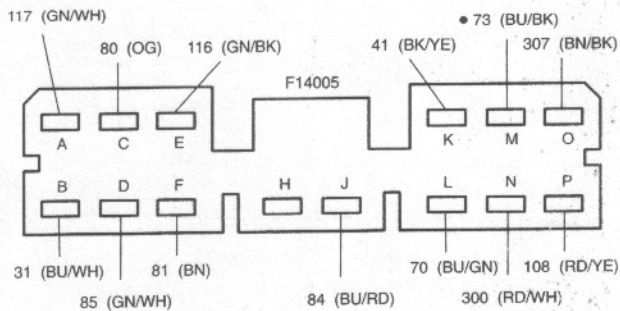
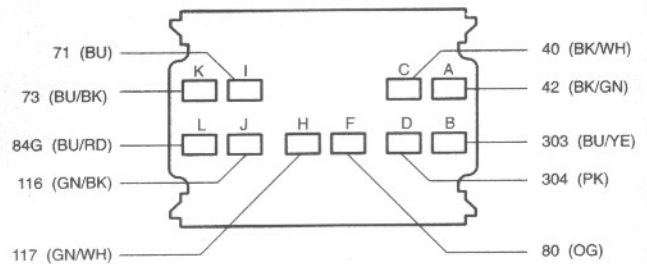
1995



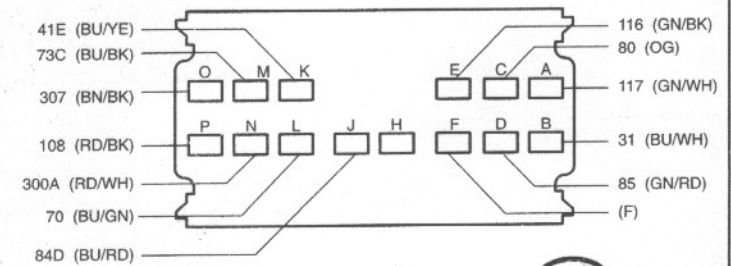
(J) 71 (BU)
116 (GN/BK)

P91
Zentral-Elektrik-
Box (CJB)

F10022



C215



P91
Zentral-Elektrik-
Box (CJB)

(F) 81 (BN)

89 (BN/WH)

RHD

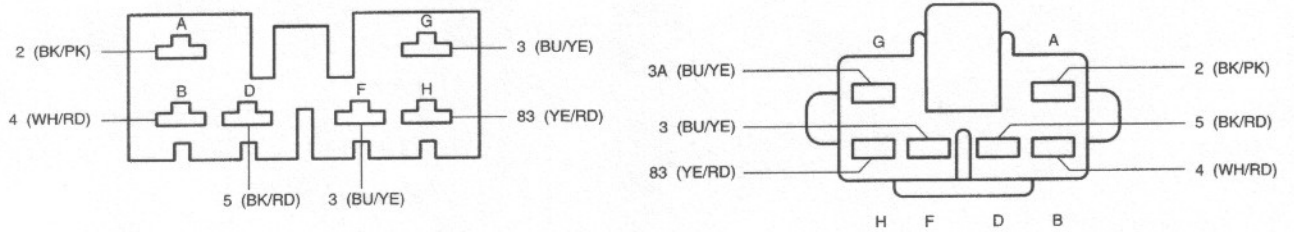
LHD

• = wahlweise

1993, 1994

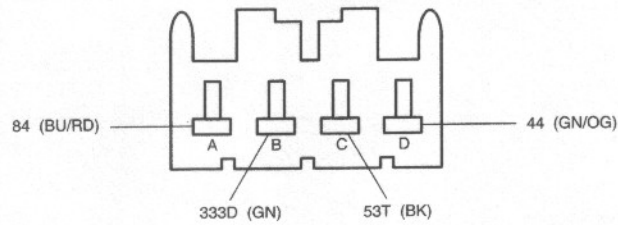
C216

1995



P91
 Zentral-Elektrik-
 Box (CJB)

C217




P91
 Zentral-Elektrik-
 Box (CJB)

1993, 1994

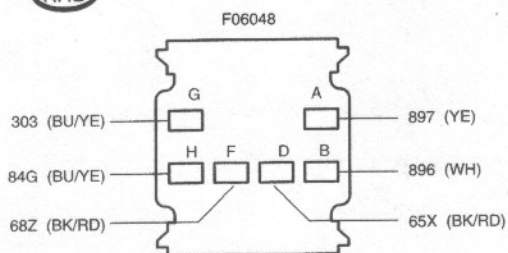
C218

1995



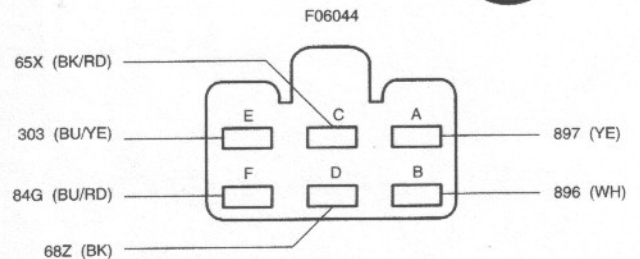
N6
 Zündanlaßschalter

RHD



C219

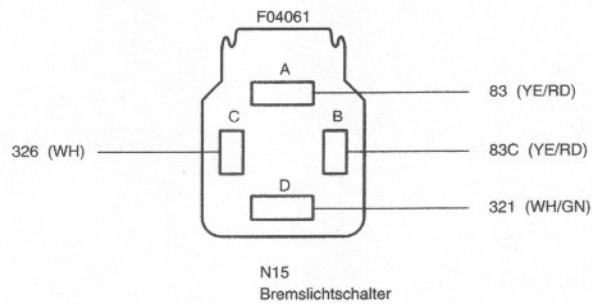
LHD



N65
 Schlüssel-Warn-
 Schalter

• = wahlweise

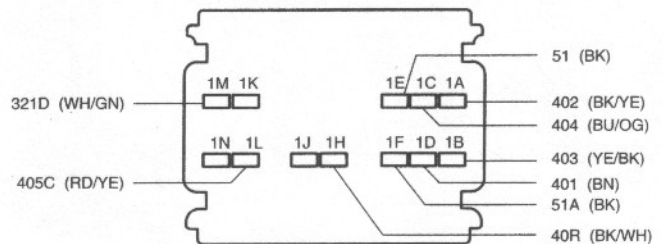
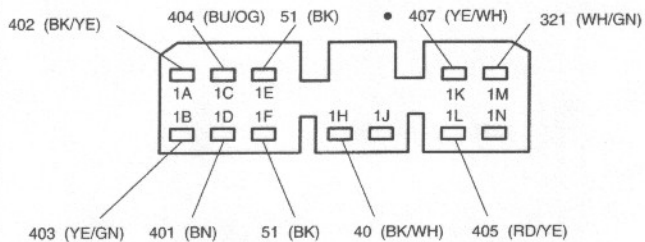
C221



1993, 1994

C222

1995



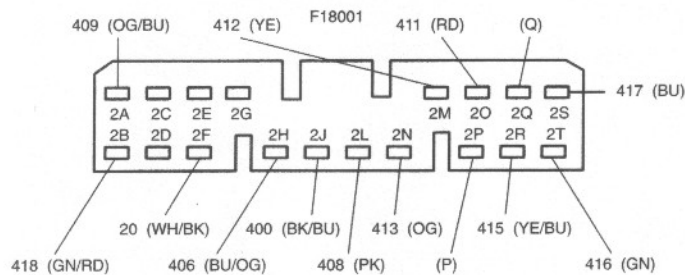
A7
ABS-Steuermodul

1993, 1994

C223

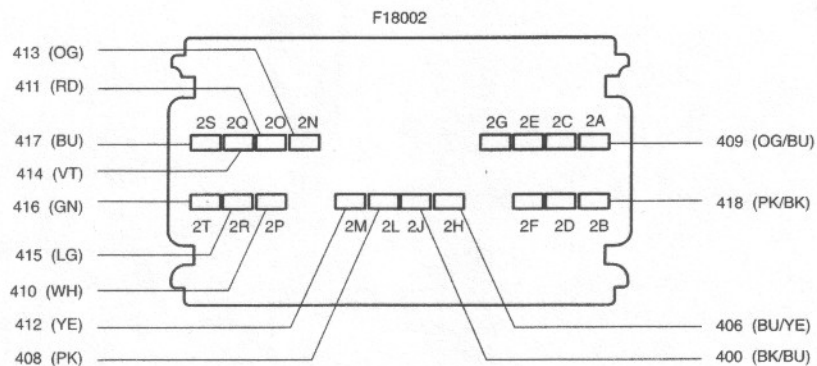
(P) 415 (YE/BU)
415 (RD)

(Q) 414 (YE/GN)
414 (WH)



A7
ABS-Steuermodul

1995

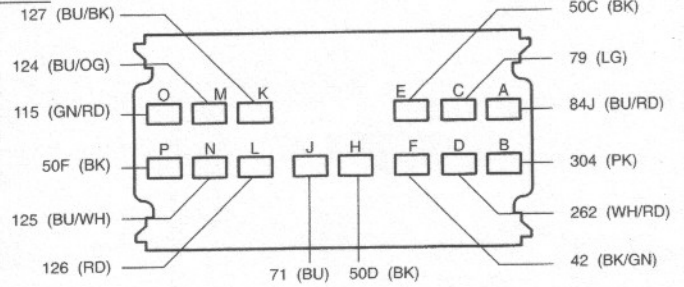
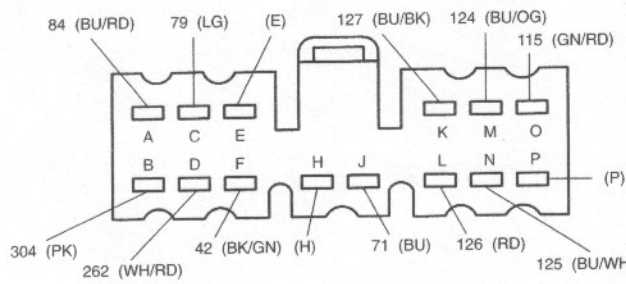


• = wahlweise

1993, 1994

C225

1995



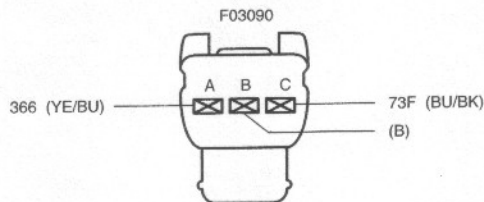
(E) 50 (BK)
 50L (BK)
 (H) 50 (BK)
 50K (BK)

(P) 50 (BK)
 52 (BK)

E73
 Türschloßzylinder-
 Leuchte (im Kom-
 binationsschalter)

N109
 Kombinationsschal-
 ter

C226

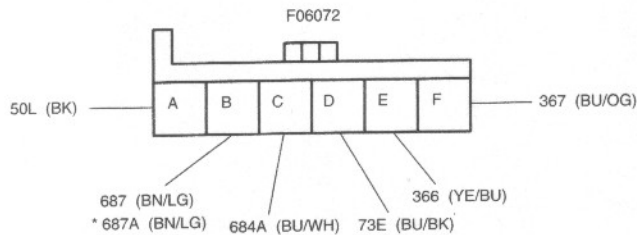


(B) 360 (GN/OG)
 50J (BU/BK)



P13
 Spiralfeder

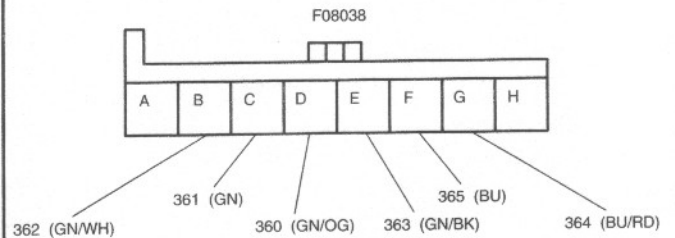
C227



A27
 Geschwindigkeitsre-
 gelmodul

* 1995

C228

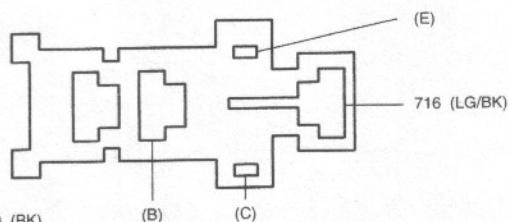


A27
 Geschwindigkeitsre-
 gelmodul

1993, 1994

C230

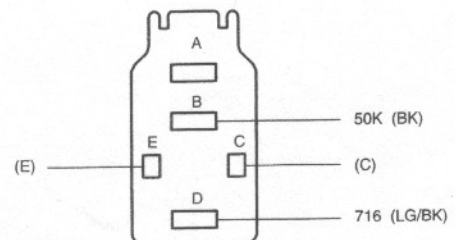
1995



(B) 50 (BK)
 53 (BK)
 66 (BK/BU)
 (C) 66 (BK/BU)
 321 (WH/GN)
 (E) 367 (BU/OG)
 716 (LG/BK)

N81
 Kupplungspedal-
 schalter

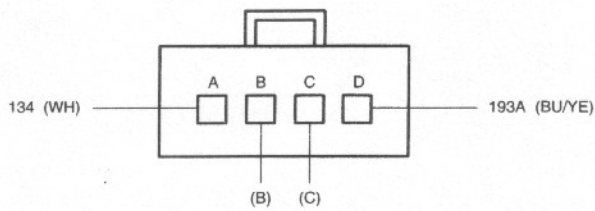
(C) 321H (WH/GN)
 50K (BK)
 (E) 367 (BU/OG)
 716 (LG/BK)



• = wahlweise

Steckeransichten

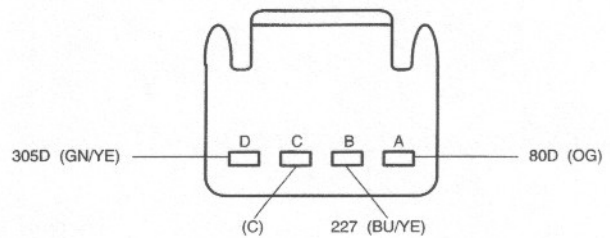
C231



N55
Heiz- und Klimataster-
einheit

- (B) 52 (BK)
- 54E (BK)
- (C) 52 (BK)
- 54F (BK)

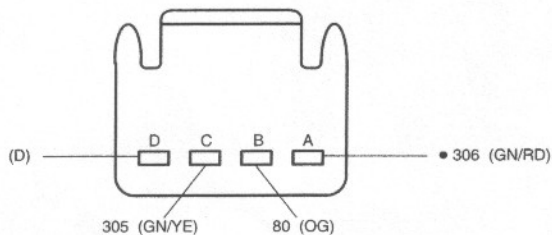
C232



N116
Heckklappenwascher-
schalter

- (C) 52 (BK)
- 53D (BK) 1995

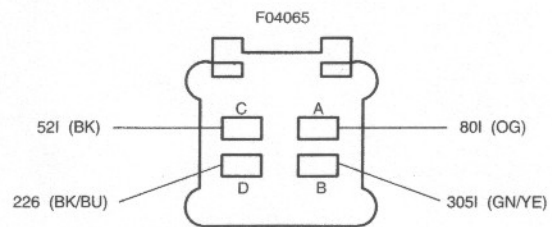
C235



A47
Dimmermodul
Instrumententafel

- (D) 52 (BK)
- 53 (BK)

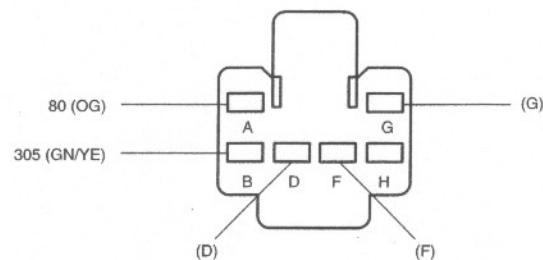
C236



N115
Heckklappenwi-
scherschalter

1993, 1994

C237



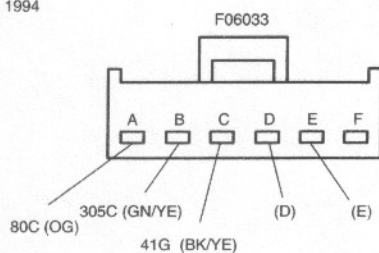
N114
Nebelleuchtenschal-
ter

- (D) 260 (RD/BK)
- 261D (WH)
- 263 (OG/BU)
- 263 (OG/PK)
- (D) 223 (BU/RD)
- 267 (OG/BK)
- 291 (BN)

- (G) 52 (BK)
- 53 (BK)
- 50A (BK)
- 50B (BK)

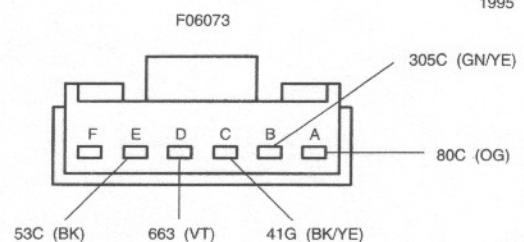
C238

1993, 1994



- (D) 633 (PK)
- 663 (VT) 1995
- (E) 52 (BK)
- 53C (BK)

1995



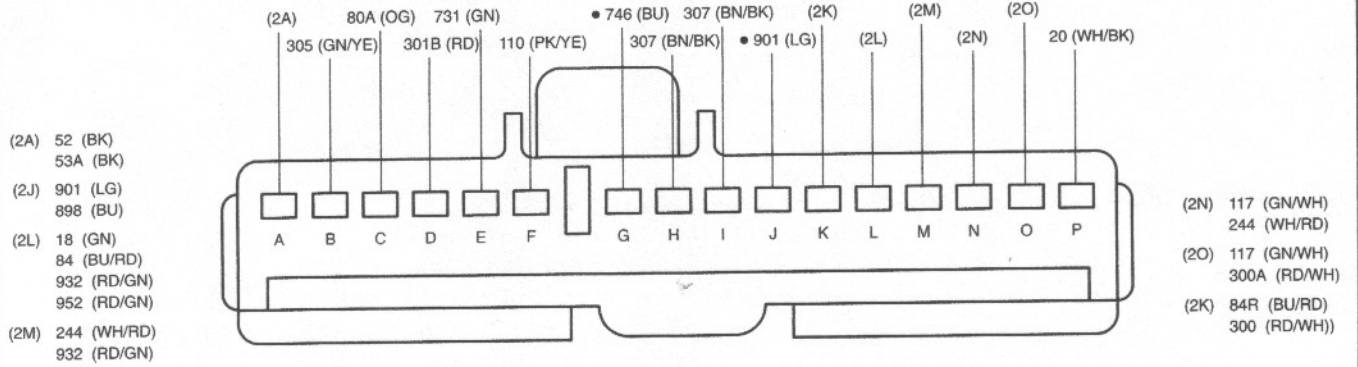
N10
Heckscheibenhei-
zungsschalter

• = wahlweise

C240

1993, 1994

F16013

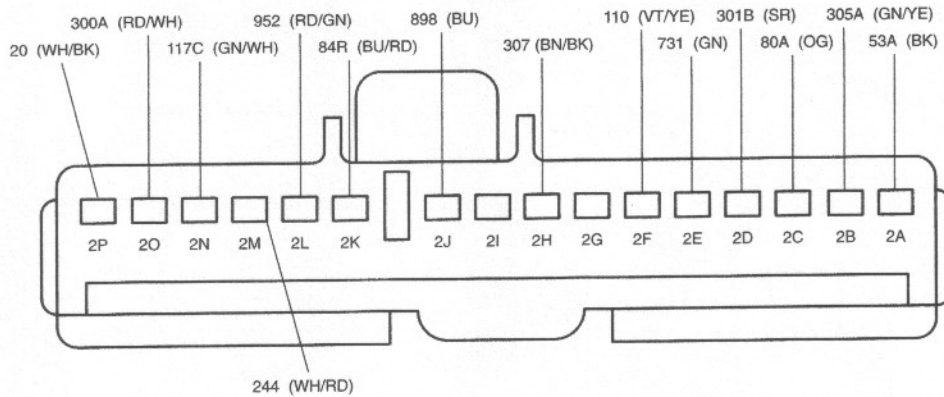


- (2A) 52 (BK)
53A (BK)
- (2J) 901 (LG)
898 (BU)
- (2L) 18 (GN)
84 (BU/RD)
932 (RD/GN)
952 (RD/GN)
- (2M) 244 (WH/RD)
932 (RD/GN)

- (2N) 117 (GN/WH)
244 (WH/RD)
- (2O) 117 (GN/WH)
300A (RD/WH)
- (2K) 84R (BU/RD)
300 (RD/WH)

F16013

1995

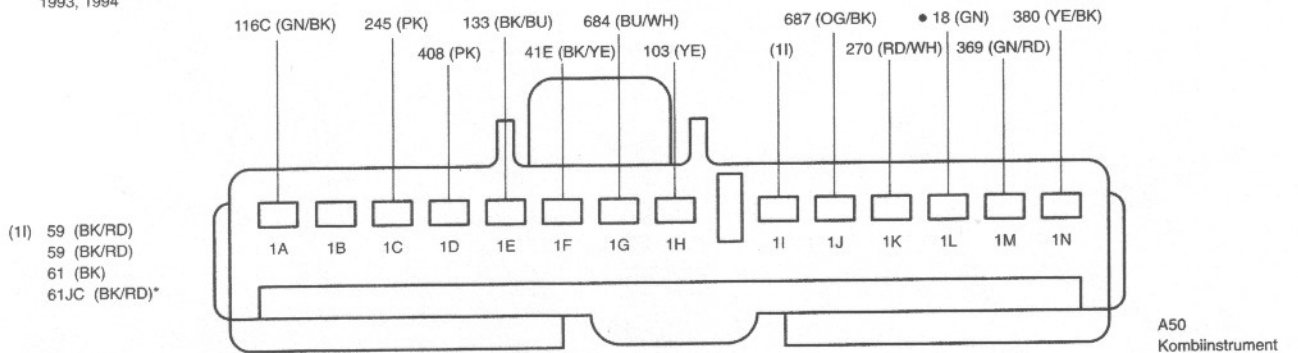


A50
Kombiinstrument

C241

1993, 1994

F14003

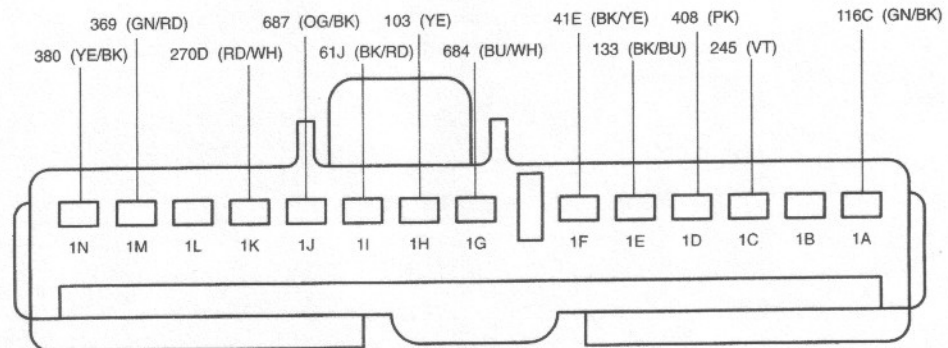


- (1I) 59 (BK/RD)
59 (BK/RD)
61 (BK)
61JC (BK/RD)*

A50
Kombiinstrument

F14003

1995



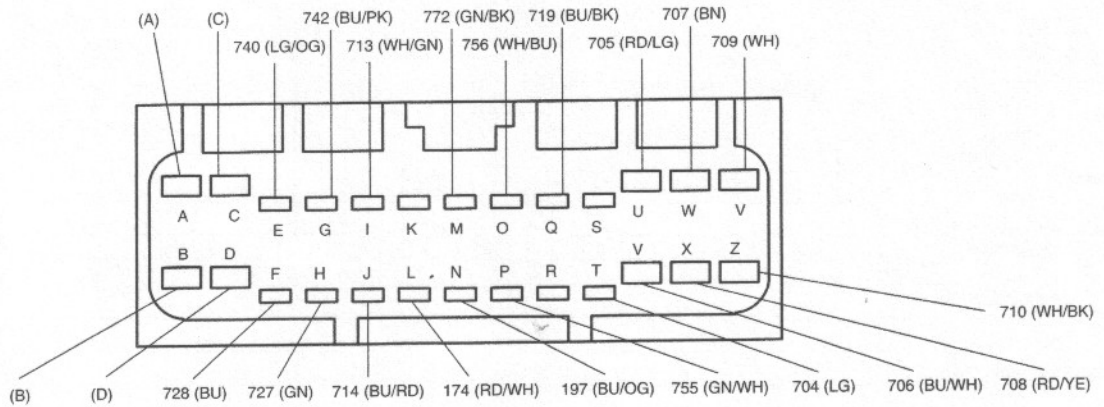
• = wahlweise

Steckeransichten

C246

1993, 1994
2,5 I 24V

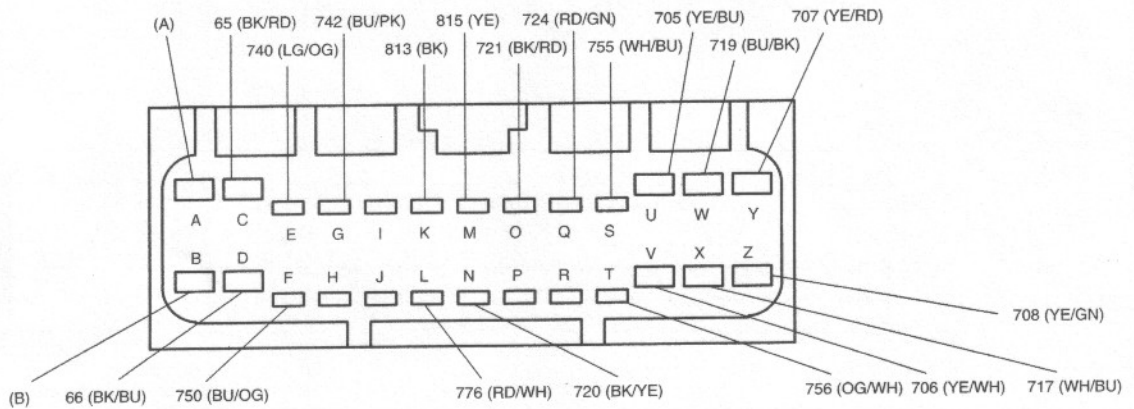
- (A) 59 (BK)
- 63 (BK)
- (B) 59 (BK)
- 64 (BK)
- (C) 55 (BK/RD)
- 65 (BK/RD)
- (D) 55 (BK/BU)
- 62 (BK/BU)



F26003

A44
Motorsteuergerät
(PCM)

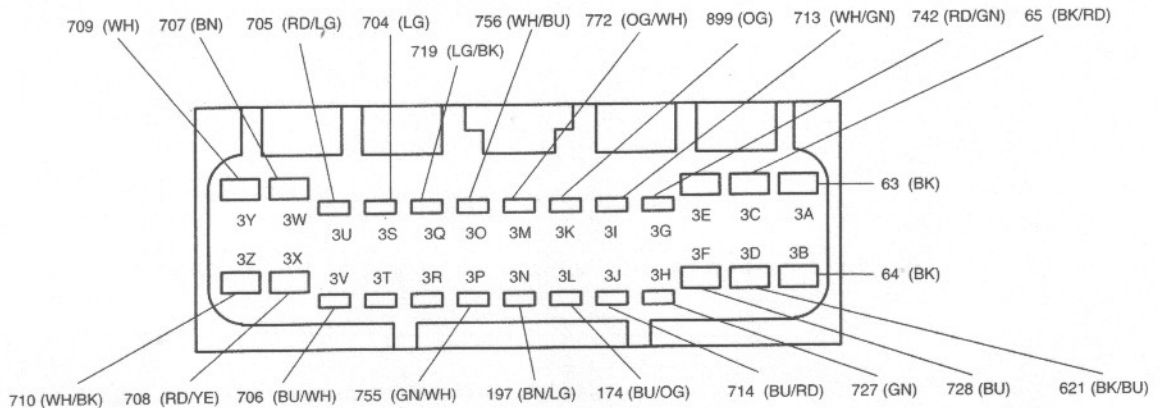
- (A) 63 (BK)
- 63 (BK/RD)
- (B) 61 (BK)
- 64 (BK)



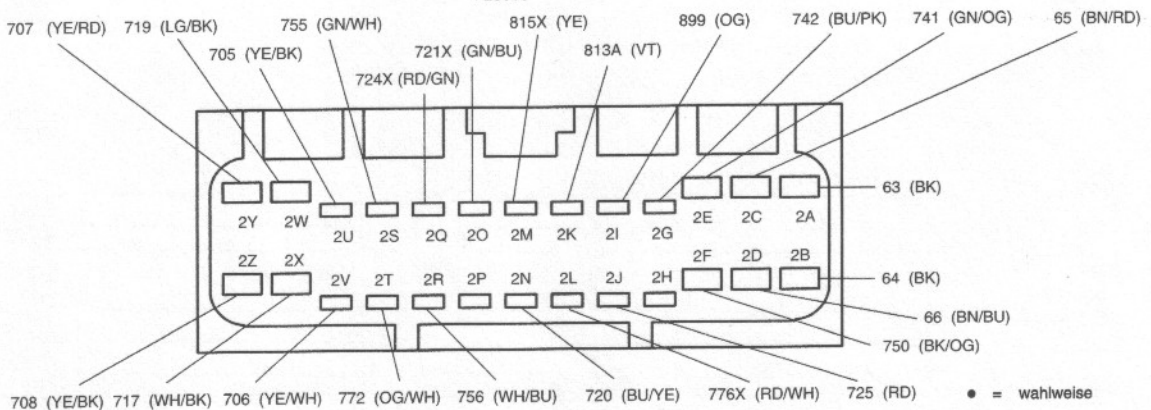
F26003

1995
2,5 I 24V

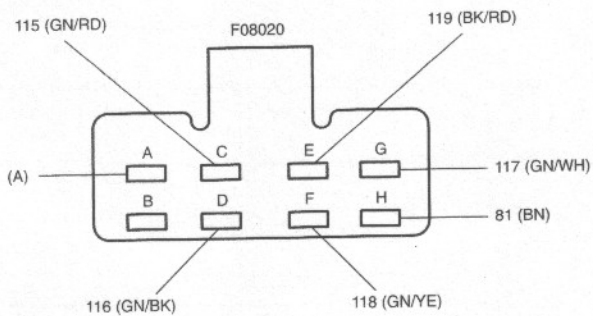
A44
Motorsteuergerät
(PCM)



F26003



C243

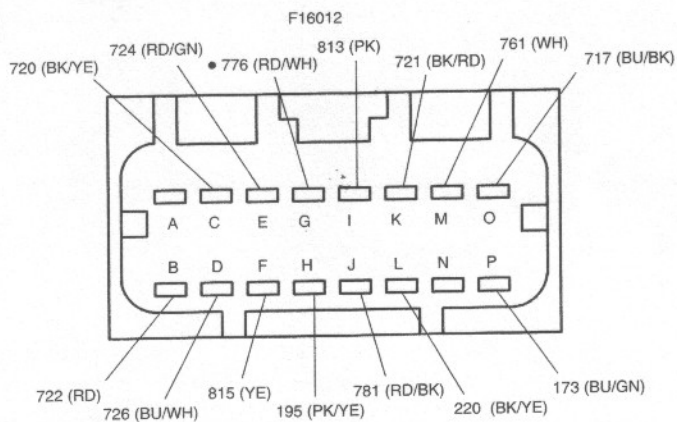


(A) 52 (BK)
53K (BK)

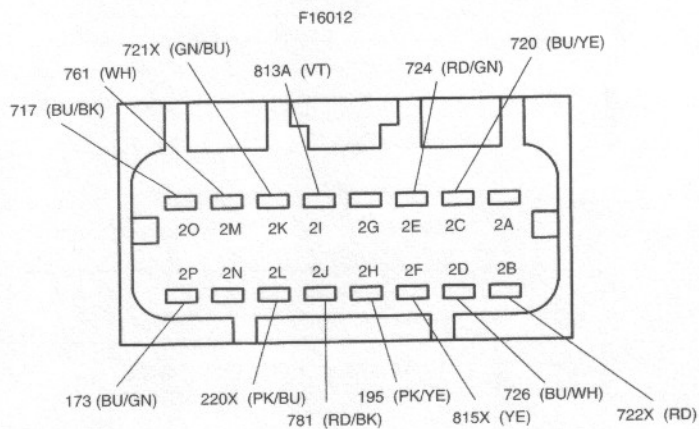
A17
Elektronisches Blinkermodul

C247

1994
2,5 I 24V



A44
Motorsteuergerät
(PCM)

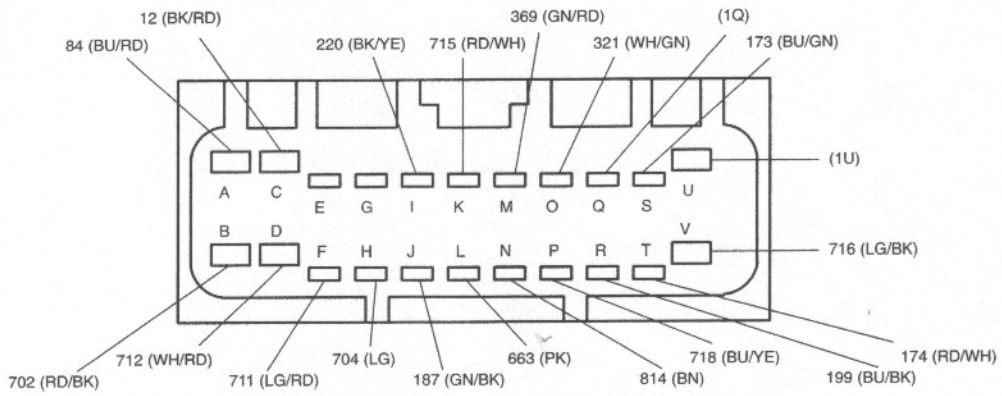


• = wahlweise

Steckeransichten

C248

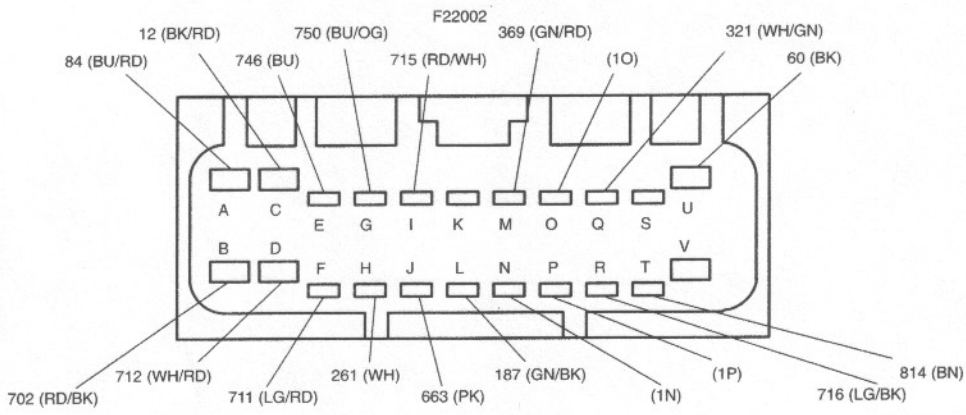
1993, 1994
2,0 | 16V



(1Q) 185 (PK/BK)
192 (PK)
(1U) 261 (WH)
263 (OG/BU)

1993, 1994
2,5 | 24V

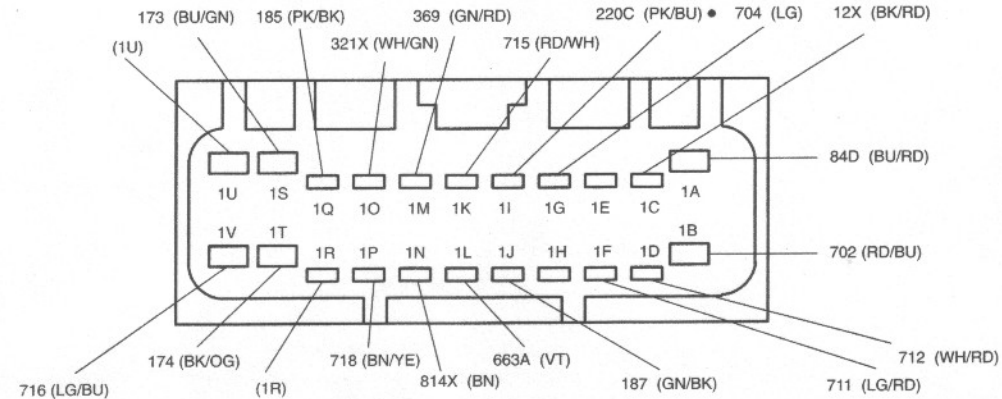
A44
Motorsteuergerät
(PCM)



(1N) 718 (BU/YE)
197 (BU/OG)
(1O) 185 (PK/BK)
192 (PK/BK)
(1P) 196 (OG/BK)
199 (BU/BK)

1995
2,0 | 16V

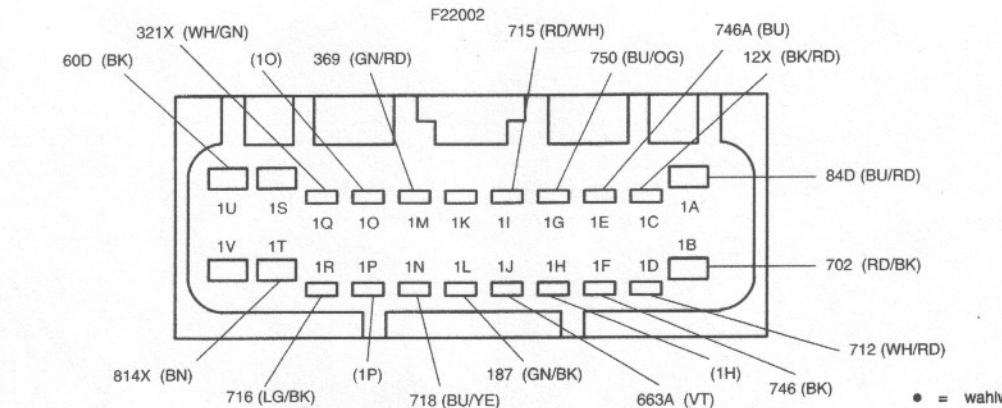
F22002



(1R) 196B (OG/BK)
199 (BU/BK)
(1U) 263E (OG/BU)
261B (WH)

1995
2,5 | 24V

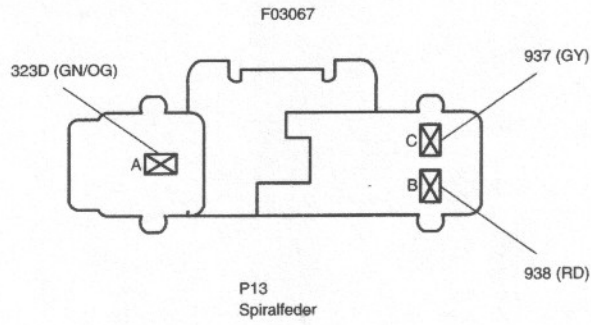
A44
Motorsteuergerät
(PCM)



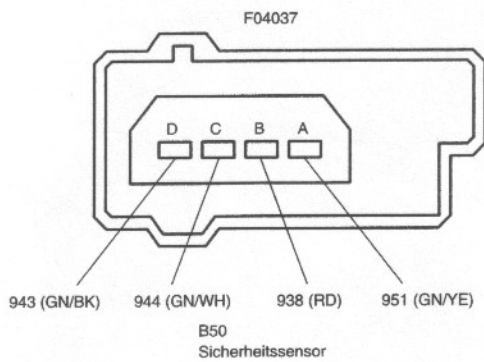
(1H) 263E (OG/BK)
261X (WH)
(1O) 185 (PK/BK)
192 (PK)
(1P) 196B (OG/BK)
199 (BU/BK)

• = wahlweise


C257



C260

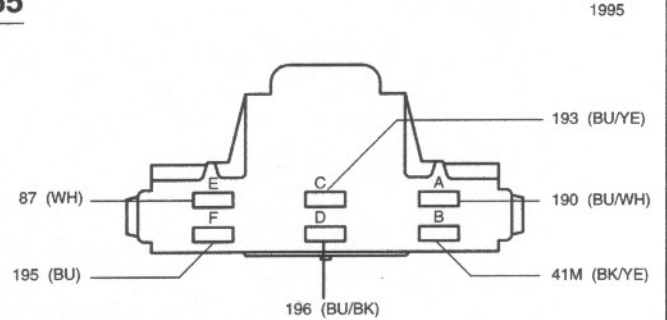
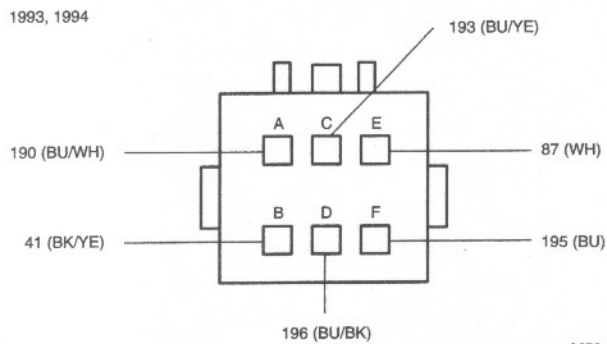


C262



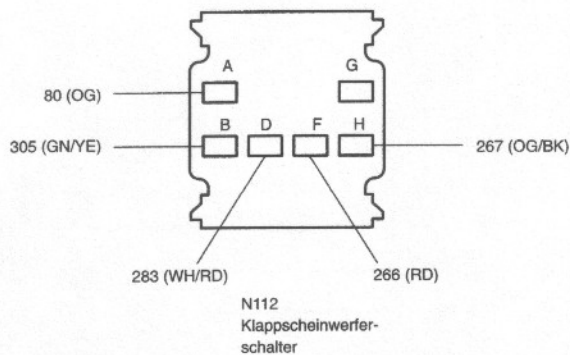
A11
Radio

C265

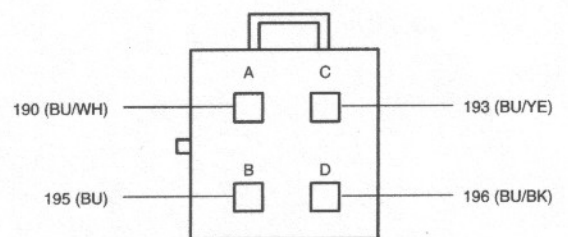


M58
Gebläseeinheit

C285



C287

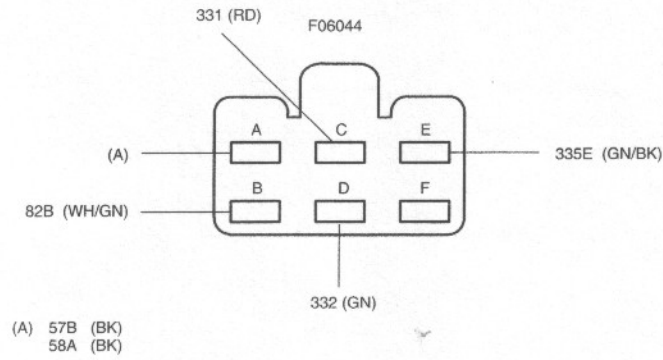


N125
Gebläsemotorschalter

• = wahlweise

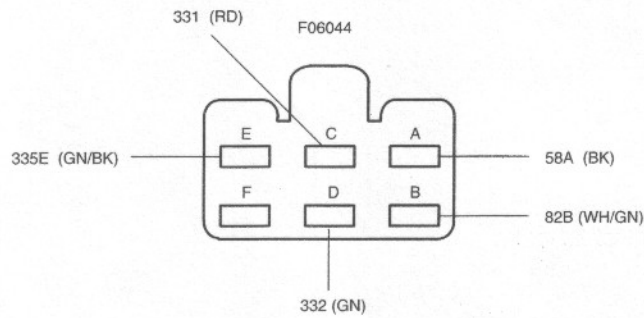
C290

1993, 1994



K60
Zentralverriegelungsrelais

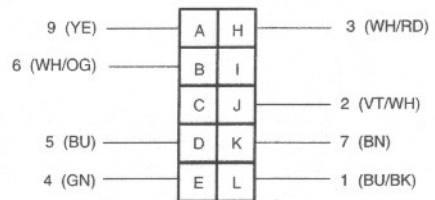
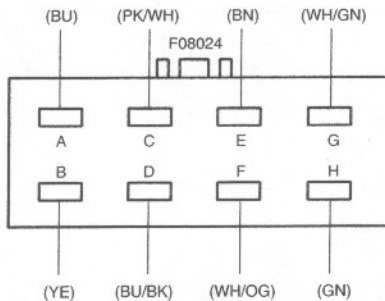
1995



1993, 1994

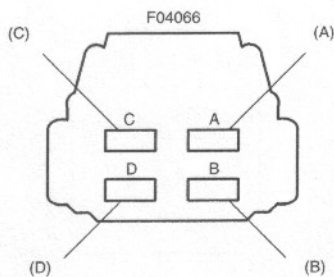
C291

1995



A11
Radio

C297

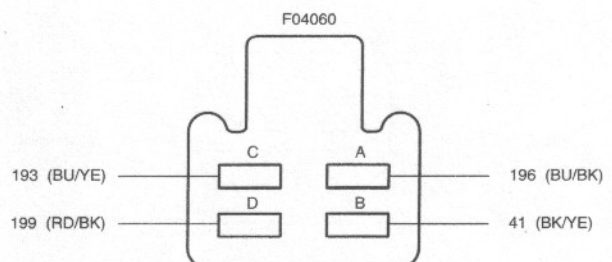


(A) 193 (BU/RD)
193 (GN/RD)
(B) 196 (GN/WH)
199 (RD/BK)

R20
Gebläsewiderstand

(C) 195 (RD)
195 (BU)
(D) 190 (BU/OG)
+190 (BU/WH)

C298



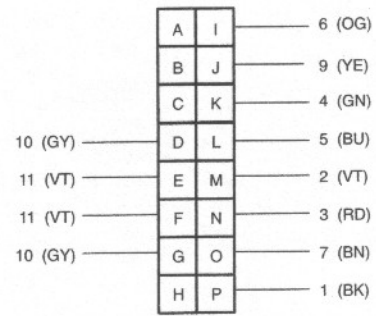
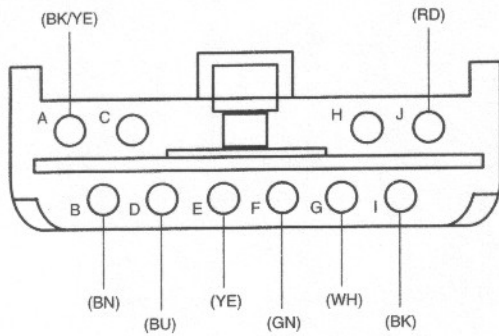
K55
Heizungs-/Lüftungsgebläserelais
Stufe 3

• = wahlweise

1993, 1994

C314

1995

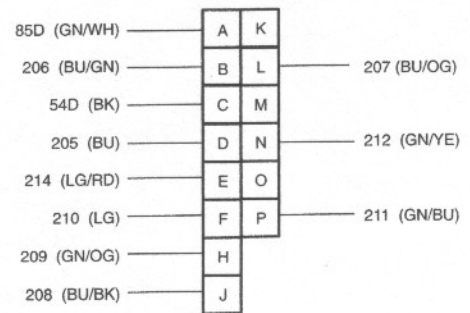
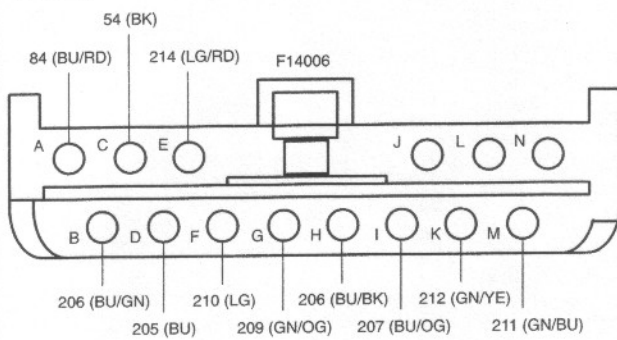


A48
Radio-Verstärker

1993, 1994

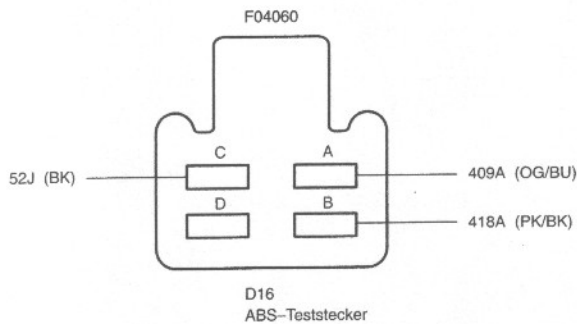
C315

1995



A48
Radio-Verstärker

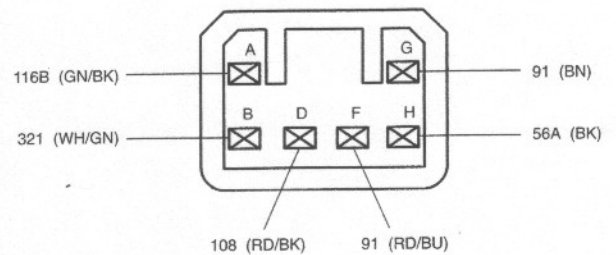
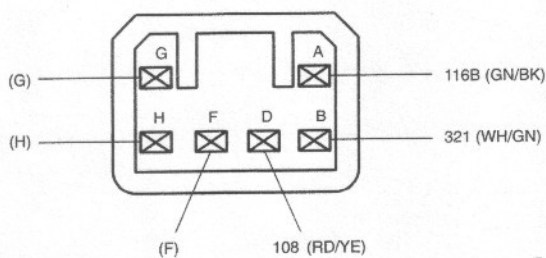
C329



1993, 1994

C401

1995



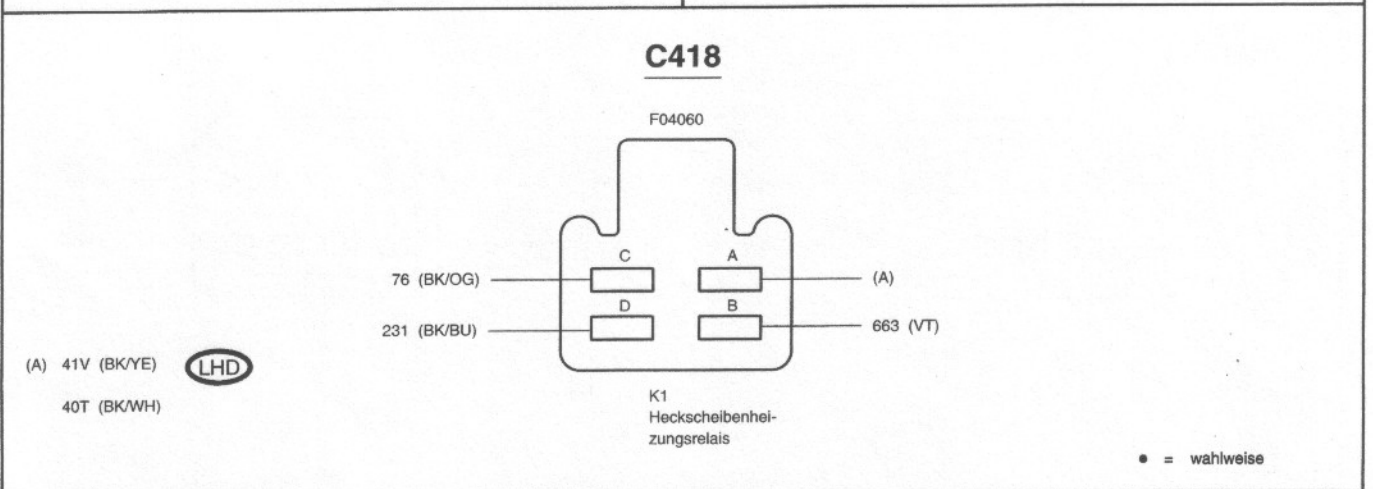
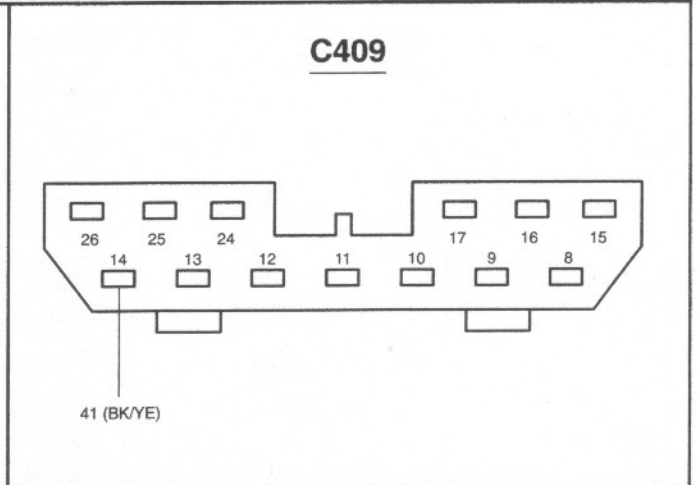
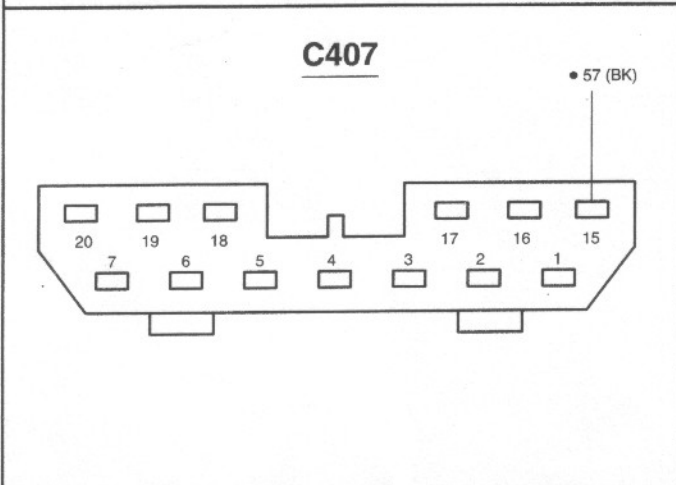
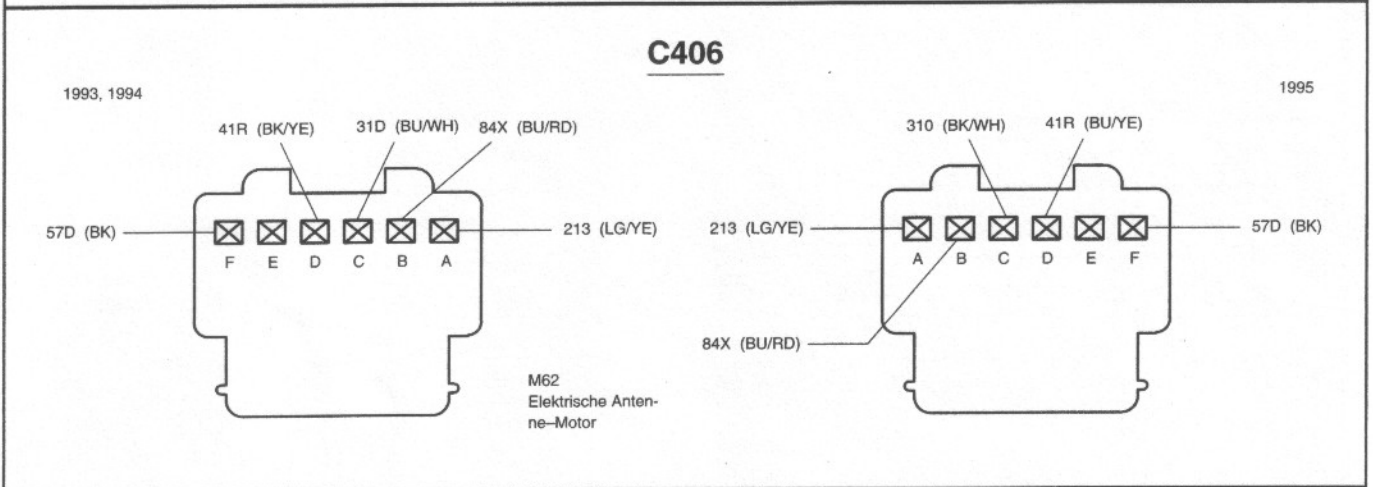
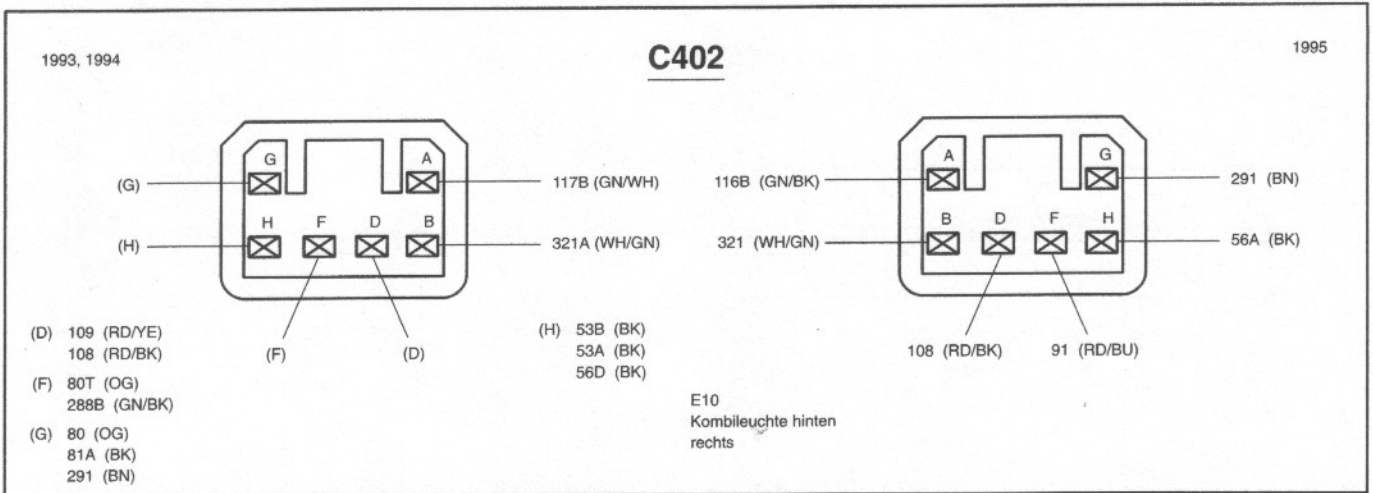
(F) 80V (OG)
91 (RD/BU)
(G) 80 (OG)
81 (BK)
291 (BN)

(H) 53A (BK)
53C (BK)
56A (BK)

E9
Kombileuchte hinten
links

• = wahlweise

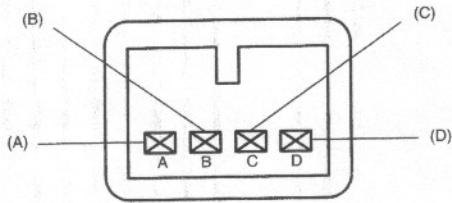
Steckeransichten



1993, 1994

C419

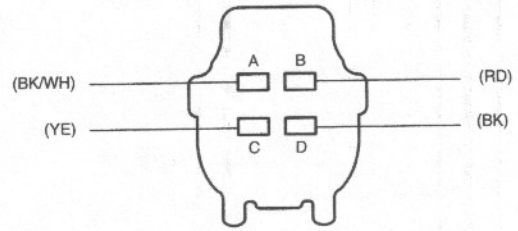
1995



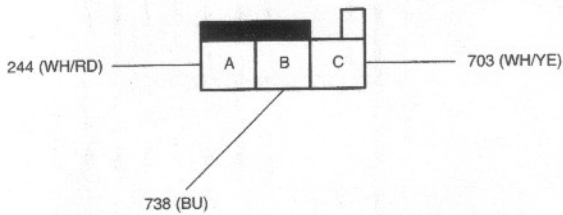
- (A) 244 (WH/RD)
738 (BK/WH)
- (B) 103 (RD)
103 (YE)

- (C) 59 (YE)
59 (BK/RD)
61 (BK/RD)
- (D) 53 (BK)
56 (BK)

B46
Kraftstoff-
pumpe/-geber

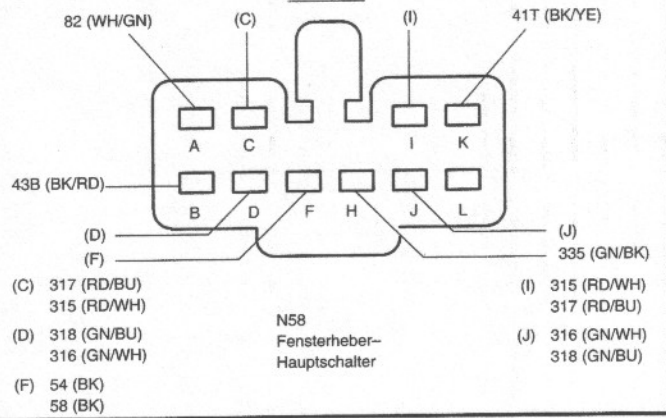


C426



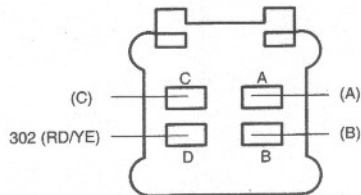
N61
Stoßschalter

C502



N58
Fensterheber-
Hauptschalter

C500



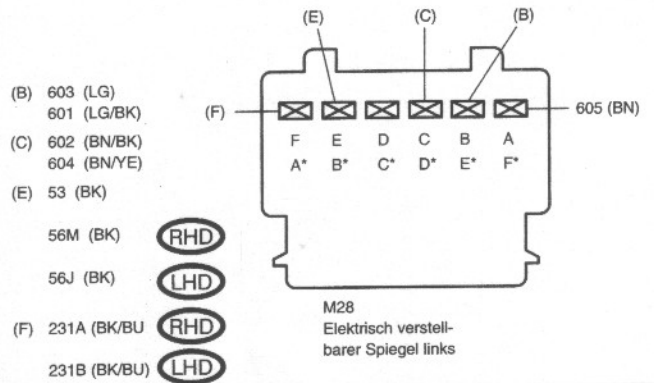
- (A) 304A (PK) **LHD**
- 304B (PK) **RHD**
- (B) 84C (BU/RD) **RHD**
- 84N (BU/RD) **LHD**

N118
Türgriffschalter links

- (C) 53 (BK)
56G (BK)

C503

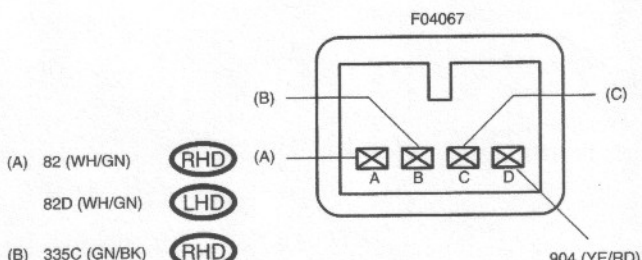
* = 1995 **RHD**



M28
Elektrisch verstell-
barer Spiegel links

- (B) 603 (LG)
601 (LG/BK)
- (C) 602 (BN/BK)
604 (BN/YE)
- (E) 53 (BK)
- 56M (BK) **RHD**
- 56J (BK) **LHD**
- (F) 231A (BK/BU) **RHD**
- 231B (BK/BU) **LHD**

C501

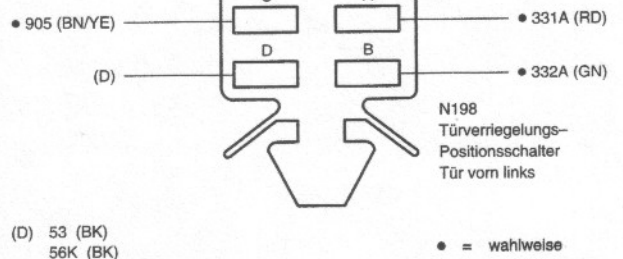


- (A) 82 (WH/GN) **RHD**
- 82D (WH/GN) **LHD**
- (B) 335C (GN/BK) **RHD**
- 335B (GN/BK) **LHD**
- (C) 53 (BK)
56L (BK)

N130
Türschloßzylinder-
Schalter Fahrer

C505

mit Diebstahlwarn-
anlage



N198
Türverriegelungs-
Positionsschalter
Tür vorn links

• = wahlweise

Steckeransichten

1993, 1994 1995

C507

604 (BN/YE) 603 (LG) F08022 31 (BU/WH)
A C I
B D F H J
602 (BN/BK) 601 (LG/BK) 605 (BN) (J)

31C (BU/WH) 603 (LG) F08022 604 (BN/YE)
I C A
56X (BK) J H F D B
605 (BN) 601 (LG/BK) 602 (BN/BK)

N37 Spiegelverstellungsschalter

(J) 53 (BK)
56X (BK)

C600

F04065

(C) (A) (B)
302A (RD/YE) E72 Türschloßzylinder-Leuchte rechts
N119 Türgriffschalter rechts

(A) 304B (PK) **LHD**
304A (PK) **RHD**

(B) 84N (BU/RD) **RHD**
84C (BU/RD) **LHD**

(C) 56N (BK)
53 (BK)

C603

F06041

1993, 1994

231 (BK/BU) 605 (BN)
F E D C B A

(B) 601 (LG/BK)
603 (LG)
(C) 602 (BN/BK)
604 (BN/YE)
(E) 53 (BK)
56 (BK)

C601

335 (GN/BK) (C) 904A (YE/RD)
A B C D

(A) 82D (WH/GN) **RHD**
82F (WH/GN) **LHD**

(C) 53 (BK)
56R (BK)

N131 Türschloßzylinder-Schalter rechts

C604

F06041

1995

603 (LG) 604 (BK/YE) 56J (BK/BU)
605A (BN) 231B (BK/BU)
A B C D E F

M29 Elektrisch verstellbarer Spiegel rechts

C602

41P (BK/YE) 43 (BK/RD)
335 (GN/BK) A C I
82A (WH/GN) 315 (RD/WH) 320 (GN) 319 (RD) 316 (GN/WH)
B D F H J

N105 Fensterheberschalter Beifahrer

C605

• 910 (YE) (D) 331A (RD) 332A (GN)
C A D B

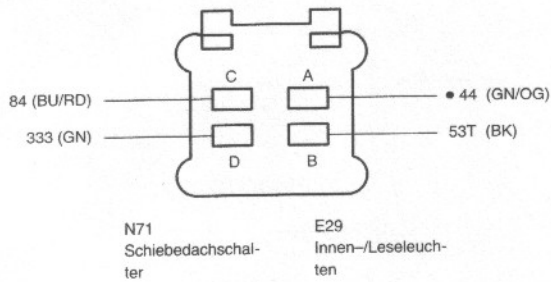
M19 Türverriegelungs-motor rechte Vordertür

(D) 53 (BK)
56P (BK)

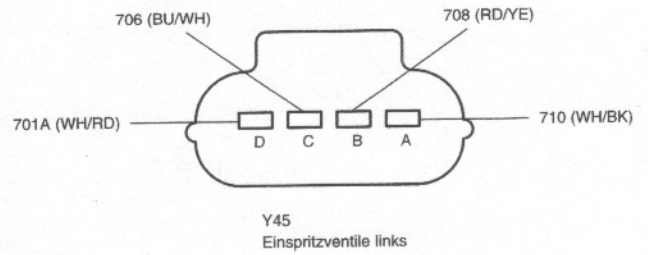
• = wahlweise

N199 Türverriegelungs-Positionsschalter Tür vom rechts

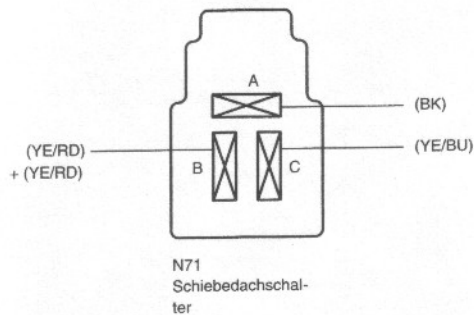
C900



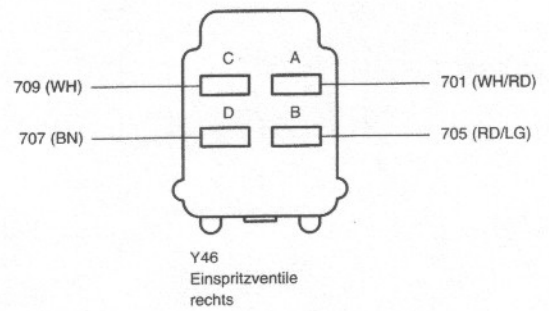
C1010



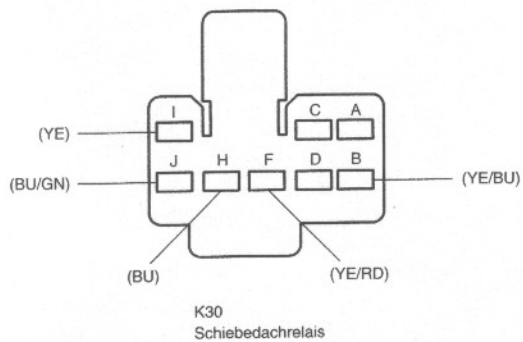
C905



C1011

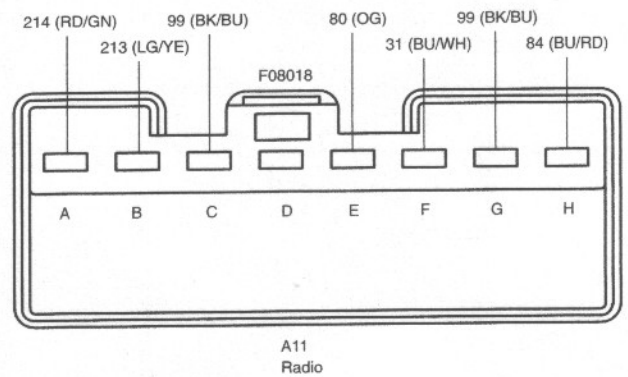


C906

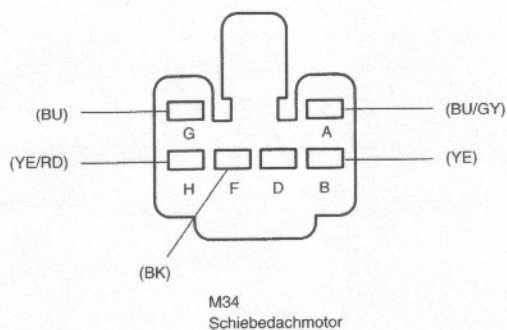


1994, 1995

C1016

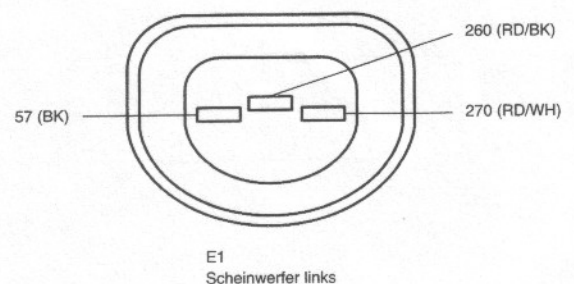


C907



1993

C1017

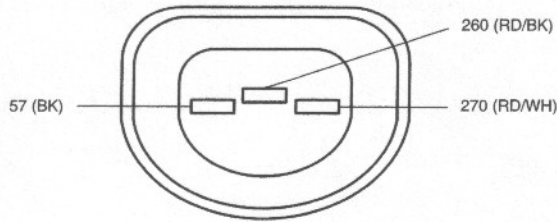


• = wahlweise

Steckeransichten

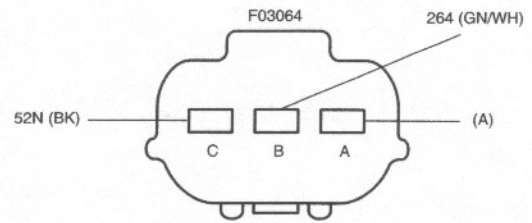
1993

C1018



E7
Scheinwerfer rechts

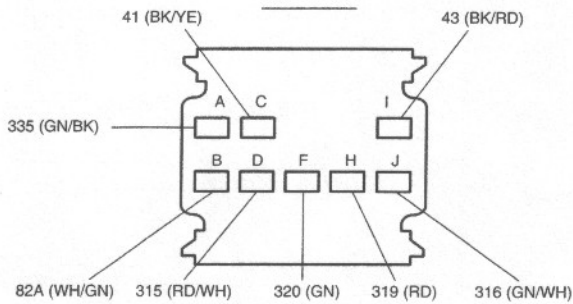
C3024



M60
Scheinwerfereinstellungs-Motor links

(A) 263D (OG/BU)
263 (OG/PK)

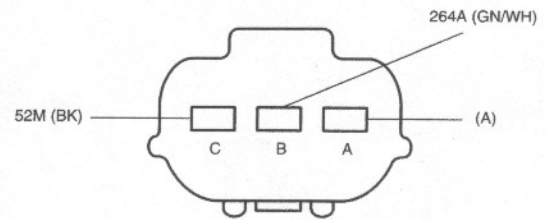
C2100



N35
Türverriegelungsschalter rechte Vordertür

1993

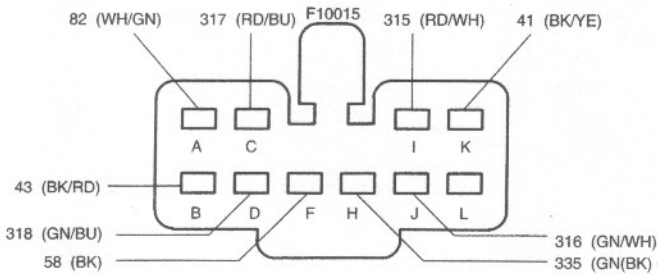
C3025



M61
Scheinwerfereinstellungs-Motor rechts

(A) 263 (OG/BU)
263C (OG/PK)

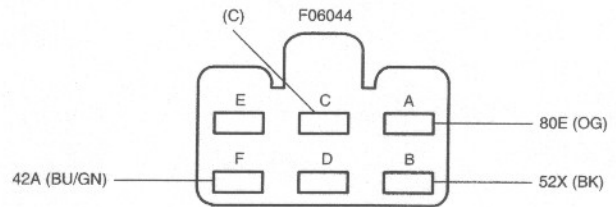
C2101



N36
Türverriegelungsschalter linke Vordertür

C3028

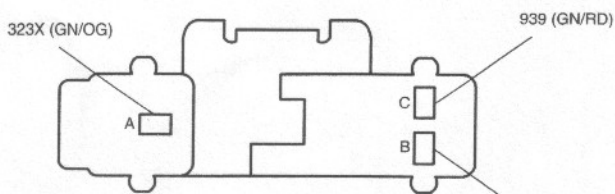
* = 1995



K5
Tagfahrleuchtenrelais

(C) 220 (BK/YE)
220 (PK/BU)*

C3004

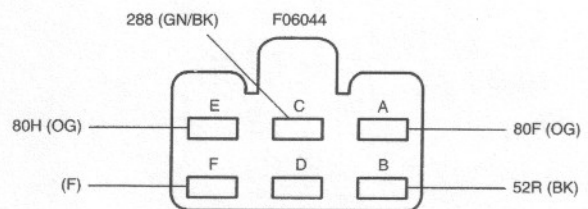


A43
Airbag Beifahrer

944D (GN/WH)

C3029

* = 1995

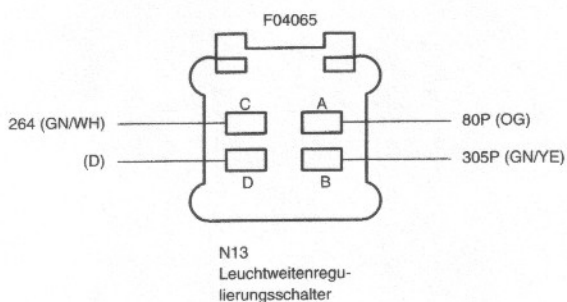


K80
Tagfahrleuchten-Relais (Parkleuchten)

(F) 40 (BK/WH)
46 (BK/OG)*

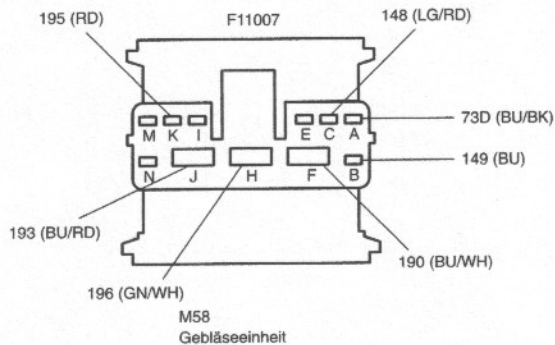
• = wahlweise

C3031



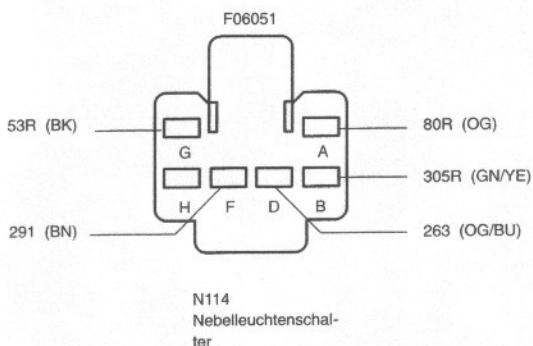
(D) 52 (BK)
501B (BK/OG)

C3057

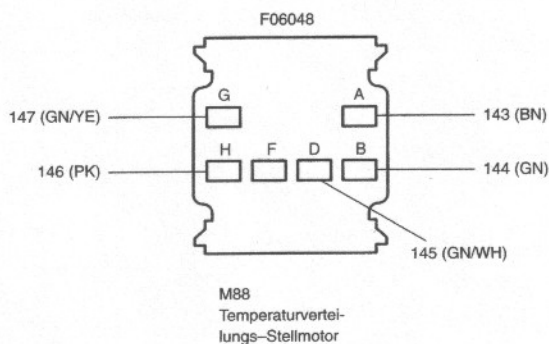


1995

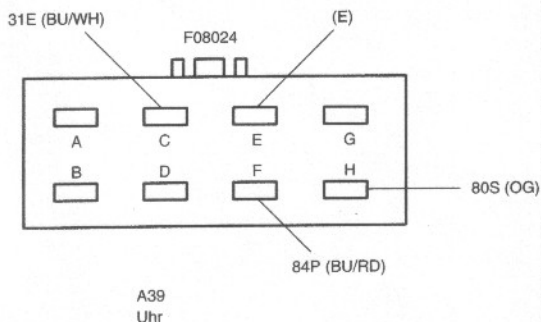
C3032



C3058

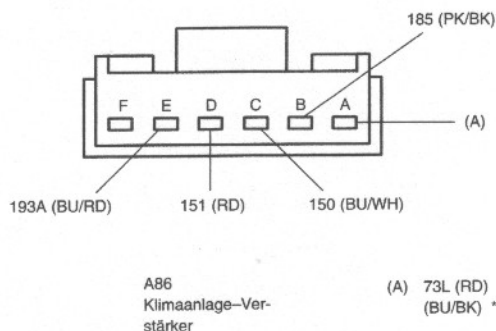


C3033



(E) 52S (BK)
53S (BK)

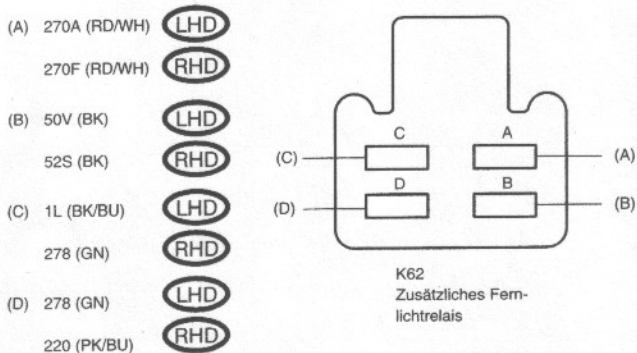
C3059



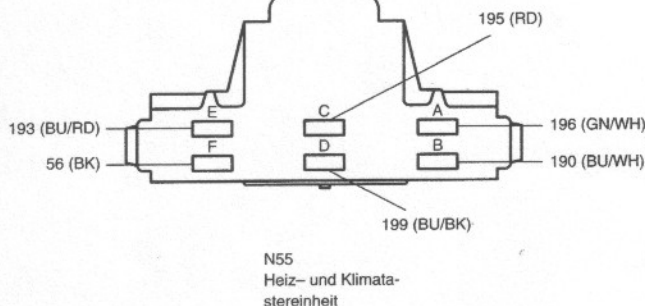
* 1995

C3037

1995

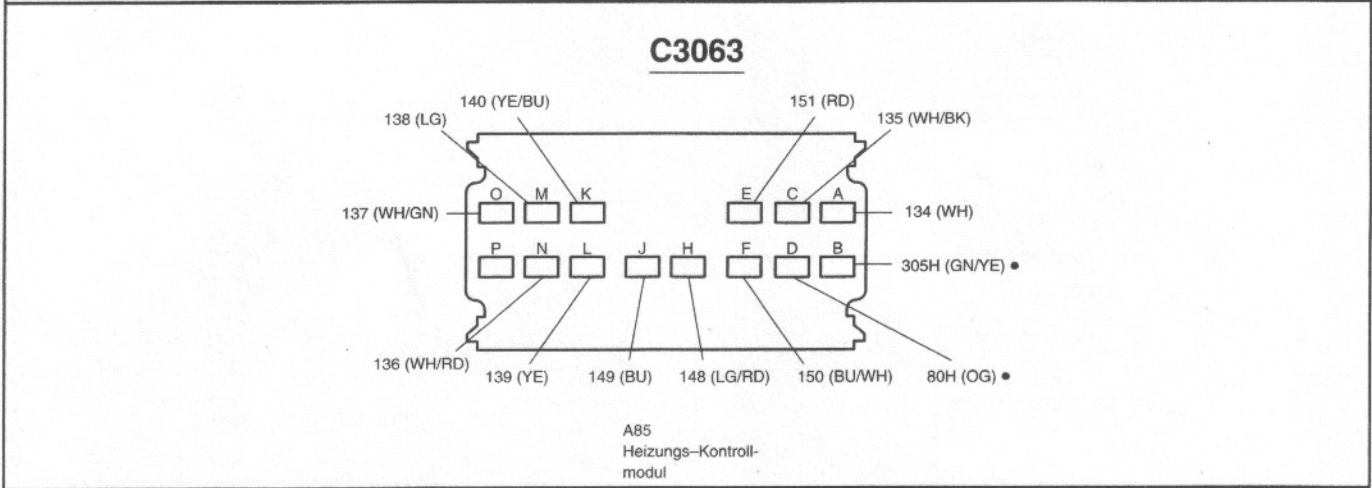
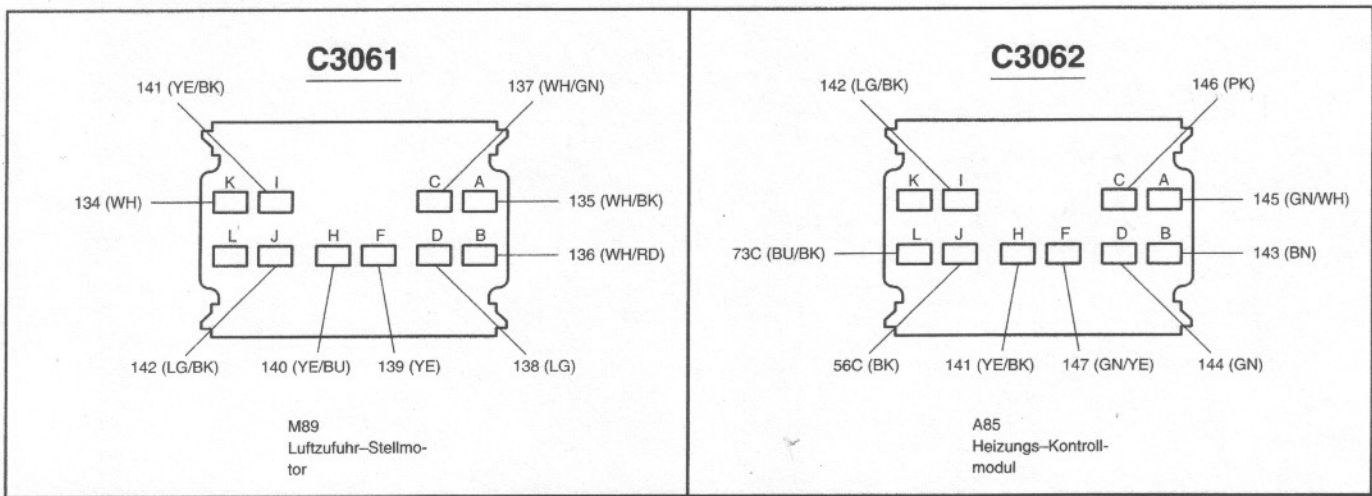


C3060



• = wahlweise

Steckeransichten



• = wahlweise